



## Disclaimer

The purpose of this presentation is purely informative. In particular, regarding the data provided by third parties, neither CaixaBank, S.A. (“CaixaBank”) as a legal entity, nor any of its administrators, directors or employees, is obliged, either explicitly or implicitly, to vouch that these contents are exact, accurate, comprehensive or complete, nor to keep them updated, nor to correct them in the case that any deficiency, error or omission were to be detected. Moreover, in reproducing these contents in any medium, CaixaBank may introduce any changes it deems suitable, may omit partially or completely any of the elements of this document, and in the case of any deviation between such a version and this one, assumes no liability for any discrepancy.

This document has at no time been submitted to the Comisión Nacional del Mercado de Valores (CNMV – the Spanish Stock Markets regulatory body) for approval or scrutiny. In all cases its contents are regulated by the Spanish law applicable at time of writing, and it is not addressed to any person or legal entity located in any other jurisdiction. For this reason it may not necessarily comply with the prevailing norms or legal requisites as required in other jurisdictions.

This presentation on no account should be construed as a service of financial analysis or advice, nor does it aim to offer any kind of financial product or service. In particular, it is expressly remarked here that no information herein contained should be taken as a guarantee of future performance or results.

Without prejudice to legal requirements, or to any limitations imposed by CaixaBank that may be applicable, permission is hereby expressly refused for any type of use or exploitation of the contents of this presentation, and for any use of the signs, trademarks and logotypes which it contains. This prohibition extends to any kind of reproduction, distribution, transmission to third parties, public communication or conversion into any other medium, for commercial purposes, without the previous express permission of CaixaBank and/or other respective proprietary title holders. Any failure to observe this restriction may constitute a legal infraction which may be sanctioned by the prevailing laws in such cases.




## Contents

- 1** | **Covered Bonds Programme**
- 2** | Mortgage Covered Bonds Programme
- 3** | Public Sector Covered Bonds Programme

*Appendix*

## CaixaBank covered bonds programme - Highlights

### High quality collateral and strong overcollateralization

<b>Covered Bonds Ratings</b>	 <b>Aa1</b>	 <b>AAA</b>	 <b>AA</b>	▶ Best treatment with regards to LCR and risk-weighting purposes							
<b>Low risk profile</b>	▶ Prudently managed mortgage portfolio: <table border="0" style="width: 100%; text-align: center;"> <tr> <td style="border: 1px dashed gray; padding: 5px;"><b>77.7%</b></td> <td>for residential purposes</td> <td style="font-size: 2em; color: blue;">▶</td> <td style="border: 1px dashed gray; padding: 5px;"><b>90.1%</b></td> <td>With LTV &lt; 80%</td> <td style="border: 1px dashed gray; padding: 5px;"><b>88.6%</b></td> <td>Primary residence</td> </tr> </table>				<b>77.7%</b>	for residential purposes	▶	<b>90.1%</b>	With LTV < 80%	<b>88.6%</b>	Primary residence
<b>77.7%</b>	for residential purposes	▶	<b>90.1%</b>	With LTV < 80%	<b>88.6%</b>	Primary residence					
<b>Solid OC levels</b>	<table border="1" style="width: 100%;"> <tr> <td style="border: 1px dashed gray; padding: 5px;"><b>179%</b></td> <td><b>Total OC</b></td> </tr> </table>	<b>179%</b>	<b>Total OC</b>	▶ Flexibility to optimize our collateral <table border="1" style="width: 100%; text-align: right;"> <tr> <td style="border: 1px dashed gray; padding: 5px;"><b>€37.4Bn</b></td> <td>Retained Covered Bonds<sup>1</sup></td> </tr> </table>	<b>€37.4Bn</b>	Retained Covered Bonds <sup>1</sup>					
<b>179%</b>	<b>Total OC</b>										
<b>€37.4Bn</b>	Retained Covered Bonds <sup>1</sup>										
	<table border="1" style="width: 100%;"> <tr> <td style="border: 1px dashed gray; padding: 5px;"><b>134%</b></td> <td><b>Legal OC</b></td> </tr> </table>	<b>134%</b>	<b>Legal OC</b>	▶ Comfortably above the legally required ratio (125%)...							
<b>134%</b>	<b>Legal OC</b>										

### Always aiming at the best market standards

▶ **Covered Bond Label Compliant** since 1<sup>st</sup> January 2013

▶ **Transparency:** complete quarterly information available in our website  
[http://www.caixabank.com/inversoresinstitucionales/inversoresrentafija\\_en.html](http://www.caixabank.com/inversoresinstitucionales/inversoresrentafija_en.html)

<sup>1</sup> Including Mortgage and Public Sector Covered Bonds

## CaixaBank covered bonds programmes - Main figures

### Mortgage covered bond programme

MORTGAGE COVER POOL	30/06/2019	
Cover Pool Size (mill €)	89,271	
	<i>Residential Assets</i>	69,379 77.7%
	<i>Comercial Assets</i>	19,892 22.3%
Elegible Pool (mill €)	66,851	
Number of loans	1,188,156	
Average loan Balance (€)	75,134	
WA Seasoning (years)	8.4 yrs	
WA Remaining Term (years)	16.3 yrs	
WA LTV	56%	
WA LTV Elegible Pool	45%	

MORTGAGE COVERED BONDS	30/06/2019
Outstanding nominal (mill €)	49,902
OC (total)	179%
OC (legal - eligible portfolio)	134%
Issuing Capacity (mill €)	3,579
Average Maturity (years)	5.3 yrs

#### RATINGS

Moody's	Aa1
DBRS	AAA
S&P	AA

### Spanish public sector covered bond programme

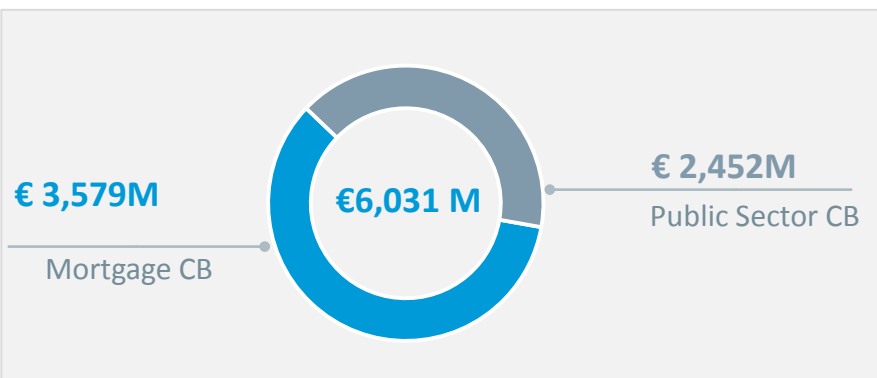
PUBLIC SECTOR COVER POOL	30/06/2019	
Cover Pool Size (mill €)	10,646	
Number of loans	3,753	
Average loan Balance (€)	2,836,686.09	
WA Remaining Term (years)	4.6 yrs	

PUBLIC SECTOR COVERED BONDS	30/06/2019
Outstanding nominal (mill €)	5,000
OC	213%
Issuing Capacity	2,452
Average Maturity (years)	2.2 yrs

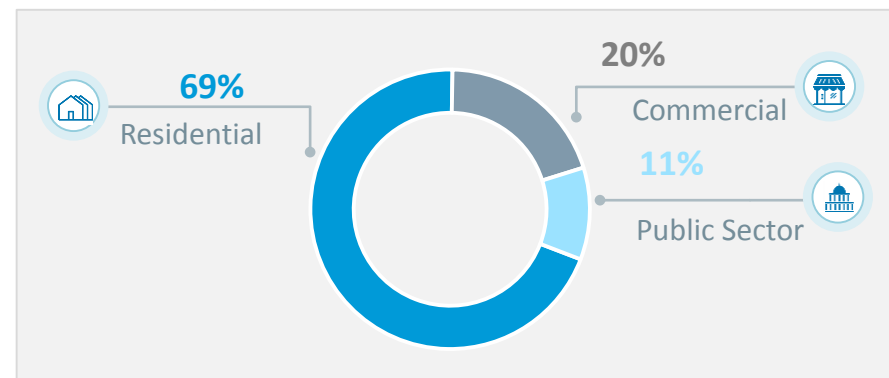
#### RATINGS

Moody's	Aa1
---------	-----

### Issuing capacity



### Collateral by type



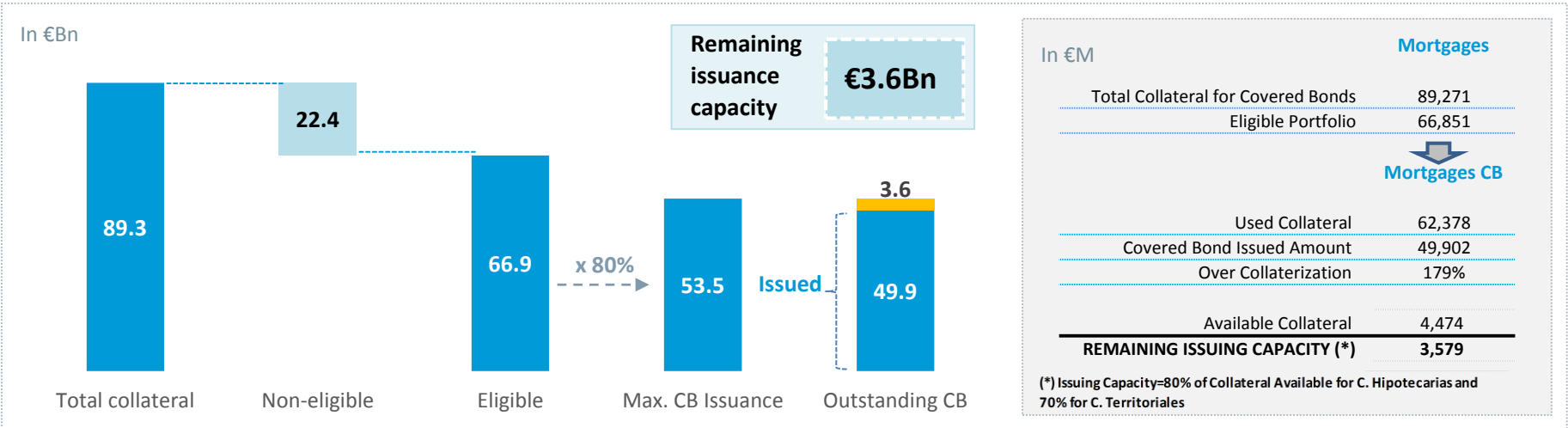
## Contents

- 1 | Covered Bonds Programme
- 2 | **Mortgage Covered Bonds Programme**
- 3 | Public Sector Covered Bonds Programme

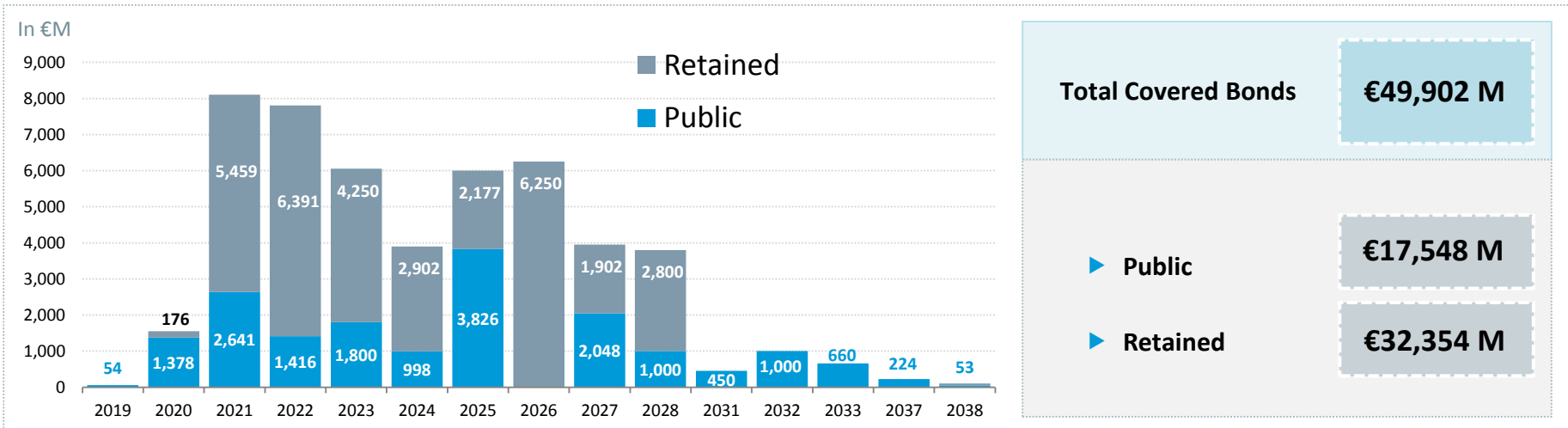
*Appendix*

# CaixaBank mortgage covered bond programme

## Remaining issuing capacity

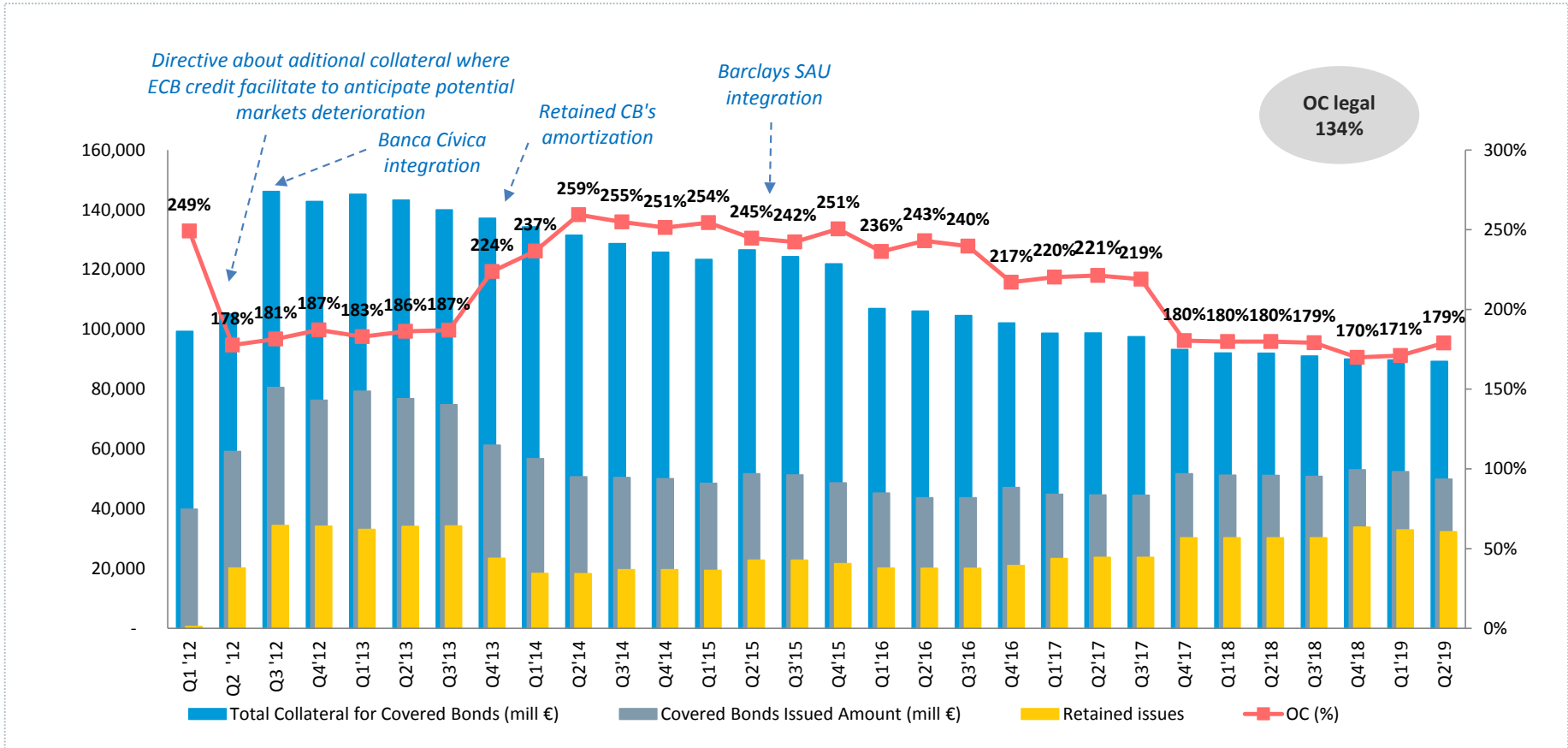


## Maturity profile



# CaixaBank mortgage covered bond programme

## OC evolution



**Total OC**

**179%**

**Legal OC**

**134%**

- ▶ Active and prudent collateral management with focus on adding value to investors
- ▶ OC comfortably above the legally required ratio



## CaixaBank mortgage covered bond programme – Residential assets



### Residential sub-pool: Main figures

#### Cover Pool Description

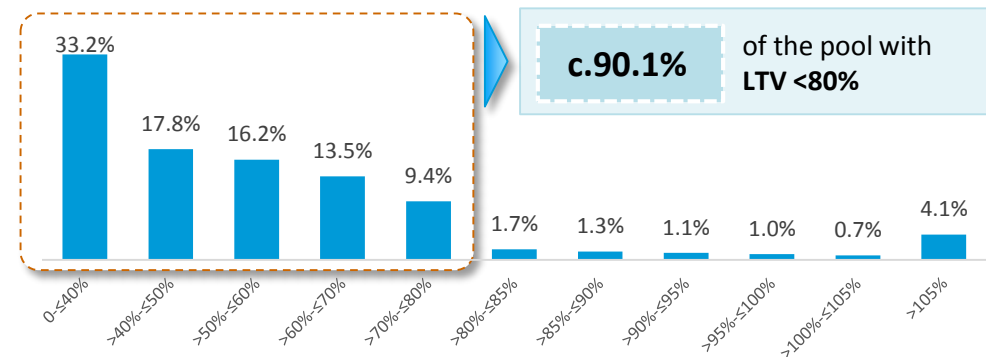
Total Mortgage Loans (ex securitization) (€ k)	69,379,458	WA LTV Current* (%)	53.1%
Number of loans	1,087,913	First Rank	96.4%
Average Loan balance (€)	63,773	Floating Rate loan Interest Rate type:	78.3%
Number of Borrowers	961,966	WA Interest Rate (Floating Rate loans)	1.0%
Number of properties	1,175,889	WA Interest Rate (Fixed Rate loans)	2.9%
WA Seasoning in months	108	9 yrs	
WA Remaining term in months	209	17.5 yrs	

\* Current Loan to Original/last Valuation

### Portfolio breakdown

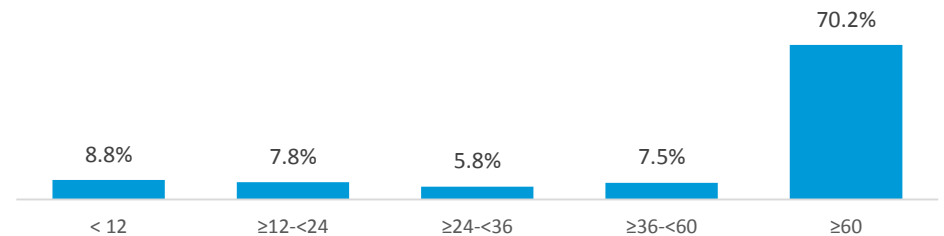
#### Loan balance by LTV

Unindexed LTV Ranges Distributions	Total Loan Balance (ex sec) €k	%
0-≤40%	23,004,732	33.2%
>40%-≤50%	12,374,189	17.8%
>50%-≤60%	11,215,895	16.2%
>60%-≤70%	9,357,662	13.5%
>70%-≤80%	6,556,238	9.4%
>80%-≤85%	1,166,502	1.7%
>85%-≤90%	936,116	1.3%
>90%-≤95%	774,501	1.1%
>95%-≤100%	660,757	1.0%
>100%-≤105%	492,203	0.7%
>105%	2,840,663	4.1%
<b>Total</b>	<b>69,379,458</b>	



#### Seasoning

Seasoning (months)	€ k	%
< 12	6,107,819	8.8%
≥12-<24	5,382,796	7.8%
≥24-<36	3,994,579	5.8%
≥36-<60	5,203,648	7.5%
≥60	48,690,616	70.2%
<b>Total:</b>	<b>69,379,458</b>	



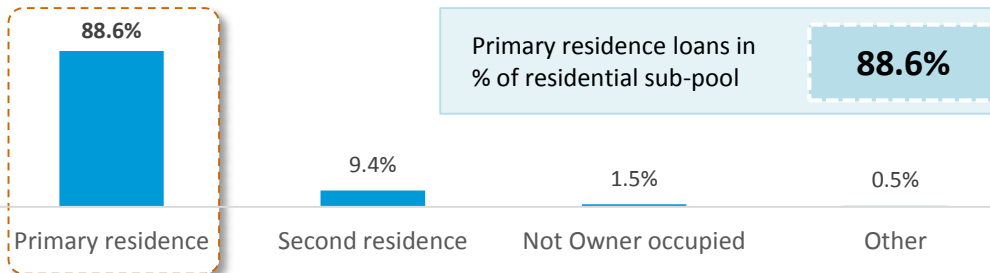
# CaixaBank mortgage covered bond programme – Residential assets



## Specific loan and borrower characteristics

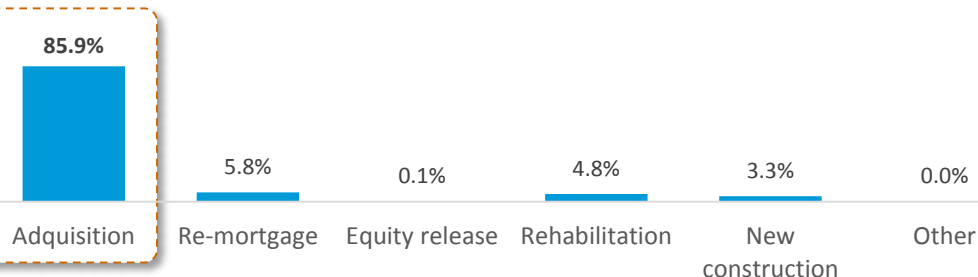
### Property type

Property type	€ k	%
Primary residence	61,477,467	88.6%
Second residence	6,507,314	9.4%
Not owner-occupied	1,028,535	1.5%
Other	366,142	0.5%
<b>Total</b>	<b>69,379,458</b>	



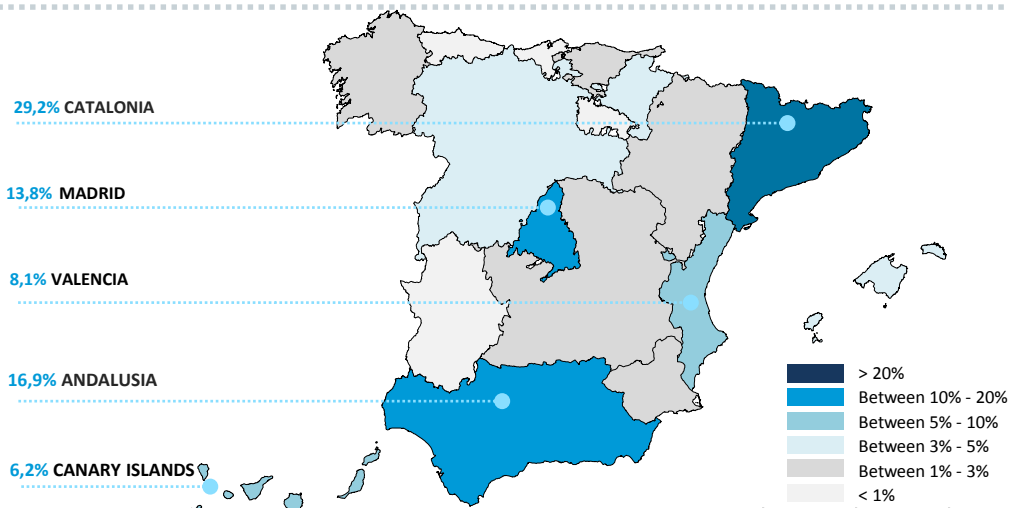
### Loan purpose

Loan Purpose	€ k	%
Adquisition	59.654.718	85,7%
Re-mortgage	4.127.736	5,9%
Equity release	104.096	0,1%
Rehabilitation	3.342.622	4,8%
New construction	2.354.652	3,4%
Other	0	0,0%
<b>Total</b>	<b>69.583.825</b>	



### Geographical distribution

Regional Distribution	€ k	%
Catalonia	20,268,273	29.2%
Andalusia	11,708,653	16.9%
Madrid	9,568,748	13.8%
Valencia	5,598,946	8.1%
Canary Islands	4,303,239	6.2%
Balearic Islands	2,916,123	4.2%
Castile León	2,592,285	3.7%
Navarra	2,286,319	3.3%
Basque Country	2,046,221	2.9%
Castile La Mancha	1,768,826	2.5%
Galicia	1,576,961	2.3%
Murcia	1,558,143	2.2%
Aragon	1,085,801	1.6%
Cantabria	600,921	0.9%
Extremadura	579,727	0.8%
Asturias	488,581	0.7%
La Rioja	336,361	0.5%
Others Spain	95,330	0.1%
<b>Total</b>	<b>69,379,458</b>	



## CaixaBank mortgage covered bond programme – Commercial assets



### Commercial sub-pool: Main figures

#### Cover Pool Description

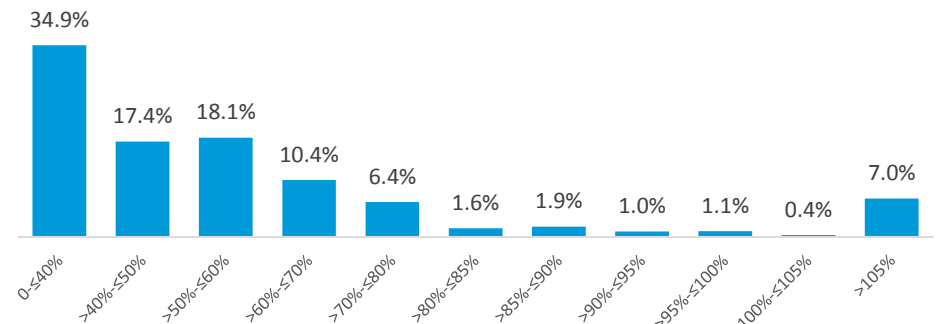
Total Mortgage Loans (ex securitization) (€ k)	19,891,685	WA LTV Current* (%)	64.8%
Number of loans	100,243	Floating Rate loan Interest Rate type:	83.8%
Average Loan balance (€)	198,435	WA Interest Rate (Floating Rate loans)	1.7%
Number of Borrowers	66,731	WA Interest Rate (Fixed Rate loans)	2.7%
Number of properties	128,582		
WA Seasoning in months	75.7	6.3 yrs	
WA Remaining term in months	147.0	12.3 yrs	

\* Current Loan to Original/last Valuation

### Portfolio breakdown

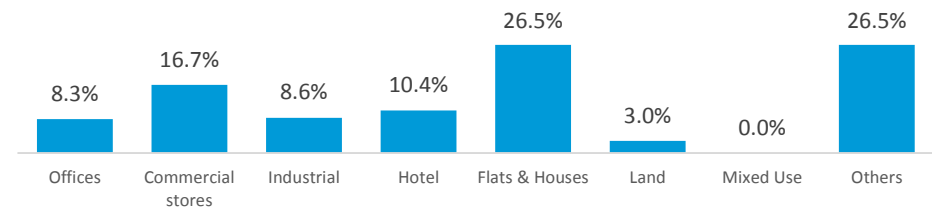
#### Balance per LTV-band

Unindexed LTV Ranges Distributions	Total Loan Balance (ex sec) €k	%
0-≤40%	6,938,232	34.9%
>40%-≤50%	3,456,856	17.4%
>50%-≤60%	3,591,477	18.1%
>60%-≤70%	2,065,686	10.4%
>70%-≤80%	1,265,671	6.4%
>80%-≤85%	316,833	1.6%
>85%-≤90%	375,235	1.9%
>90%-≤95%	204,929	1.0%
>95%-≤100%	210,246	1.1%
>100%-≤105%	74,283	0.4%
>105%	1,392,236	7.0%
<b>Total</b>	<b>19,891,685</b>	



#### Property type

Property Type	€ k	%
Offices	1,651,539	8.3%
Commercial stores	3,317,104	16.7%
Industrial	1,717,616	8.6%
Hotel	2,069,313	10.4%
Flats & Houses	5,267,747	26.5%
Land	597,711	3.0%
Mixed Use	0	0.0%
Others	5,270,655	26.5%
<b>Total</b>	<b>19,891,685</b>	

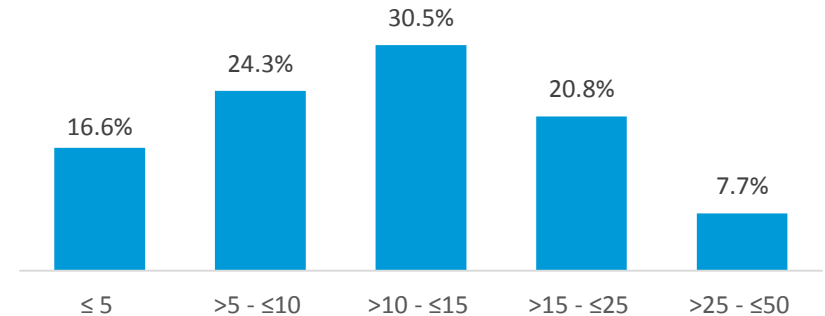


## CaixaBank mortgage covered bond programme – Commercial assets



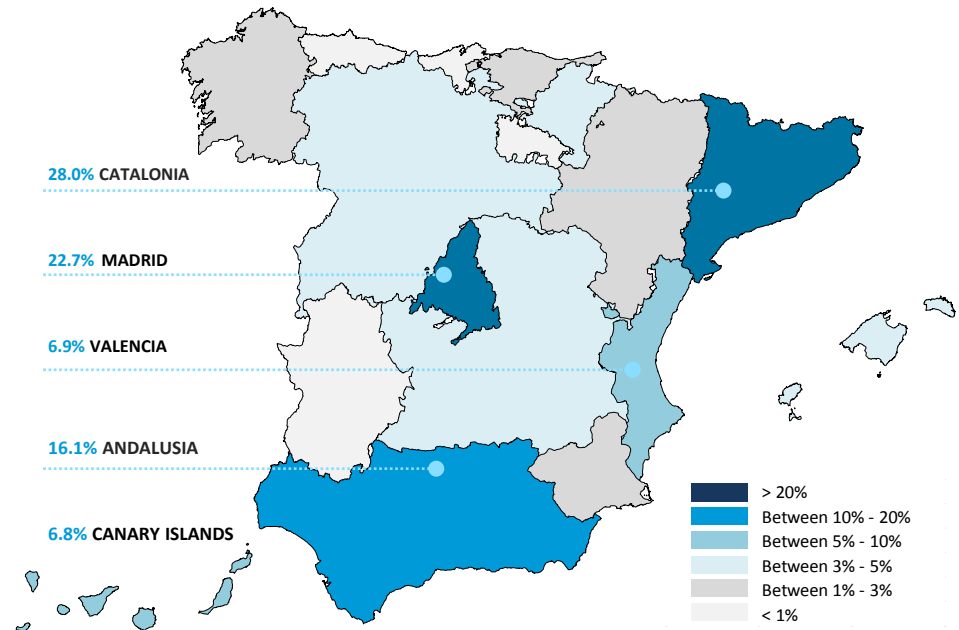
## Loan maturity

Loan Maturity (yrs)	€ k	%
≤ 5	3,308,236	16.6%
>5 - ≤10	4,831,058	24.3%
>10 - ≤15	6,066,210	30.5%
>15 - ≤25	4,144,934	20.8%
>25 - ≤50	1,541,247	7.7%
<b>Total</b>	<b>19,891,685</b>	



## Geographical distribution

Regional Distribution	€ k	%
Catalonia	5,568,738	28.0%
Madrid	4,517,901	22.7%
Andalusia	3,200,245	16.1%
Valencia	1,369,252	6.9%
Canary Islands	1,356,420	6.8%
Balearic Islands	1,049,530	5.3%
Castile León	512,976	2.6%
Navarra	471,442	2.4%
Castile La Mancha	430,680	2.2%
Basque Country	344,100	1.7%
Galicia	267,455	1.3%
Aragón	234,057	1.2%
Murcia	212,508	1.1%
Extremadura	138,108	0.7%
Cantabria	78,582	0.4%
Asturias	75,475	0.4%
La Rioja	37,074	0.2%
Others Spain	27,141	0.1%
<b>Total</b>	<b>19,891,685</b>	



## Contents

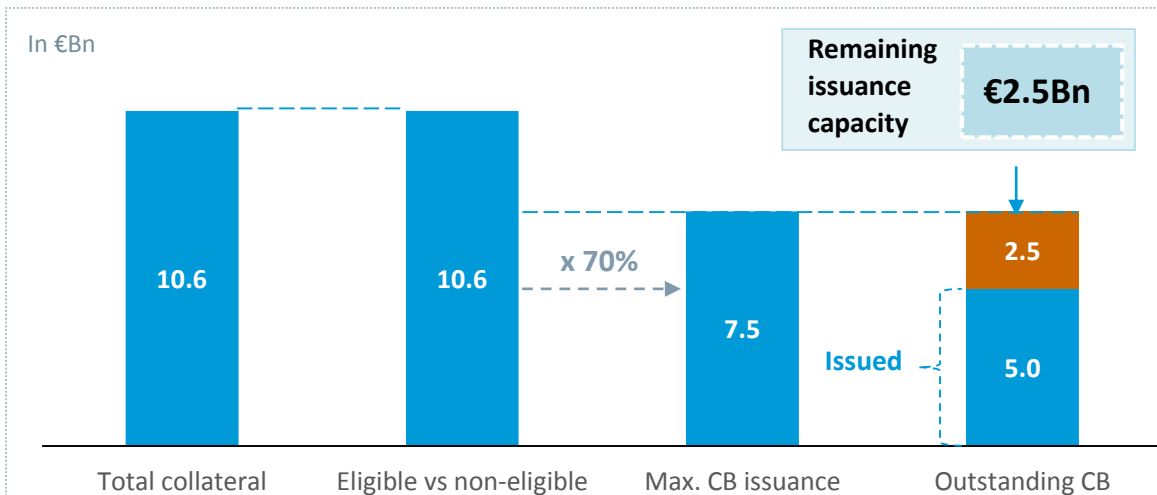
- 1 | Covered Bonds Programme
- 2 | Mortgage Covered Bonds Programme
- 3 | **Public Sector Covered Bonds Programme**

*Appendix*

## CaixaBank public sector covered bond programme



### Remaining issuing capacity

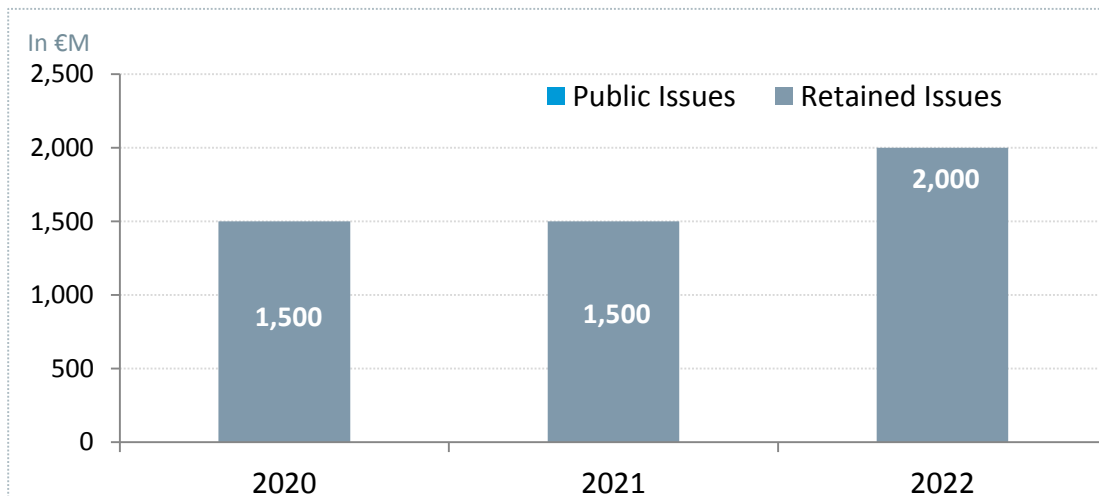


In €M

Public Sector	
Total Collateral for Public Sector CB	10,646
Eligible Portfolio	10,646
↓ Public Sector CB	
Used Collateral	7,143
Covered Bond Issued Amount	5,000
Over Collateralization	213%
Available Collateral	3,503
<b>REMAINING ISSUING CAPACITY (*)</b>	<b>2,452</b>

(\*) Issuing Capacity=80% of Collateral Available for C. Hipotecarias and 70% for C. Territoriales

### Maturity profile



<b>Total Covered Bonds</b>	<b>€5,000 M</b>
▶ <b>Public</b>	<b>€0 M</b>
▶ <b>Retained</b>	<b>€5,000 M</b>

## CaixaBank public sector covered bond programme



### Cover pool description – Main figures

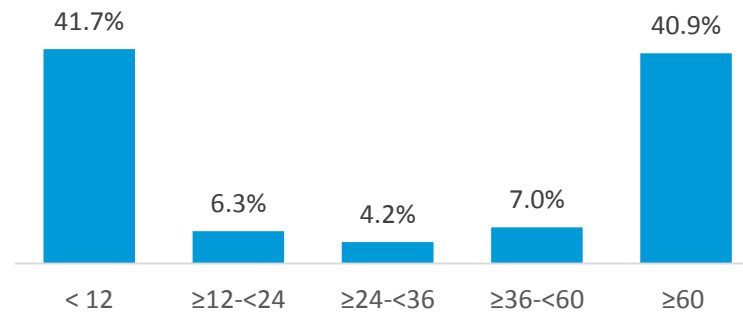
#### Cover Pool Description

Total Mortgage Loans (ex securitization) (€ k)	10,646,083	Floating Rate loan Interest Rate type:	81,6%
Number of loans	3,753	WA Interest Rate (Floating Rate loans)	1,40%
Average Loan balance (€)	2,836,686	WA Interest Rate (Fixed Rate loans)	2,61%
Number of Borrowers	1,195		
Average exposure to borrowers (€)	8,908,856		
WA Remaining term in months	55.8	4.6 yrs	
Avg LTV (%)	30%		

### Portfolio breakdown

#### Loan maturity

Loan Maturity	€ k	%
< 12	4,435,383	41.7%
≥12-<24	665,518	6.3%
≥24-<36	442,716	4.2%
≥36-<60	749,755	7.0%
≥60	4,352,711	40.9%
<b>Total</b>	<b>10,646,083</b>	



#### Loans in arrears

Loans in Arrears	%
<2m	0,00%
≥ 2m - <6m	0,01%
≥ 6m	0,24%

# *Appendix*





## CaixaBank covered bond issuances

### Spanish mortgages – Public deals covered bonds

ISIN	Currency	Issue Date	Outstanding (€)	Maturity Date	Coupon	Investor Type
ES0440609305	EUR	12/11/2015	1,000,000,000	12/11/2020	0.63%	Institutional
ES0414970246	EUR	18/01/2006	2,500,000,000	18/01/2021	3.625%	Institutional
ES0414970501	EUR	14/05/2009	175,000,000	14/05/2021	Eur 3m+1%	Institutional
ES0414970303	EUR	28/06/2006	1,000,000,000	26/01/2022	4.500%	Institutional
ES0440609313	EUR	08/02/2016	1,500,000,000	08/02/2023	1.00%	Institutional
ES0440609248	EUR	21/03/2014	1,000,000,000	21/03/2024	2.625%	Institutional
ES0414970204	EUR	17/02/2005	2,500,000,000	17/02/2025	3.880%	Institutional
ES0440609271	EUR	27/03/2015	1,000,000,000	27/03/2025	0.625%	Institutional
ES0440609339	EUR	11/01/2017	1,500,000,000	11/01/2027	1.250%	Institutional
ES0440609396	EUR	17/01/2018	1,000,000,000	17/01/2028	1.000%	Institutional
ES0440609347	EUR	14/07/2017	1,000,000,000	14/07/2032	1.625%	Institutional
ES0440609404	EUR	23/11/2018	660,000,000	23/11/2033	1.640%	Institutional
ES0414970451	EUR	13/06/2008	100,000,000	13/06/2038	5.432%	Institutional

## CaixaBank covered bond issuances

### Spanish mortgages – Retained deals covered bonds

ISIN	Currency	Issue Date	Outstanding (€)	Maturity Date	Coupon	Investor Type
ES0440609198	EUR	26/07/2012	175.000.000	26/07/2020	Eur 6m+4.70%	Institutional
ES0440609420	EUR	21/12/2018	4.750.000.000	21/12/2021	Eur 6m+0.15%	Institutional
ES0440609115	EUR	07/06/2012	2.000.000.000	07/06/2022	Eur 6m +3.85%	Institutional
ES0413985039	EUR	27/04/2009	390.000.000	27/09/2022	Eur 12m+0.25%	Institutional
ES0440609321	EUR	16/12/2016	4.000.000.000	22/12/2022	Eur 6m+0.55%	Institutional
ES0440609123	EUR	07/06/2012	1.000.000.000	07/06/2023	Eur 6m +3.80%	Institutional
ES0440609354	EUR	11/10/2017	3.250.000.000	11/10/2023	Eur 6m +0.15%	Institutional
ES0440609131	EUR	07/06/2012	2.900.000.000	07/06/2024	Eur 6m +3.80%	Institutional
ES0440609149	EUR	07/06/2012	1.000.000.000	07/06/2025	Eur 6m +3.75%	Institutional
ES0440609370	EUR	19/10/2017	750.000.000	19/10/2025	Eur 6m +0.24%	Institutional
ES0440609156	EUR	19/06/2012	3.000.000.000	19/06/2026	Eur 6m +3.75%	Institutional
ES0440609362	EUR	11/10/2017	3.250.000.000	11/10/2026	Eur 6m +0.26%	Institutional
ES0440609164	EUR	03/07/2012	1.000.000.000	03/07/2027	Eur 6m+4%	Institutional
ES0440609172	EUR	17/07/2012	750.000.000	17/07/2027	Eur 6m+4.25%	Institutional
ES0413980022	EUR	02/08/2011	150.000.000	02/08/2027	Eur 3m+3.85%	Institutional
ES0440609180	EUR	17/07/2012	2.800.000.000	17/07/2028	Eur 6m+4.25%	Institutional

## CaixaBank covered bond issuances

### Spanish Mortgages – Covered Bonds (non €)

ISIN	Currency	Issue Date	Outstanding	Maturity Date	Coupon	Investor Type
ES0440609388	USD	30/10/2017	711.200.000	30/10/2025	Libor 6m +0.59%	Institutional
XS0273475094	USD	01/11/2006	255.000.000	02/02/2037	Libor 3m +0.00%	Institutional

### Spanish Public Sector – Covered Bonds

ISIN	Currency	Issue Date	Outstanding (€)	Maturity Date	Coupon	Investor Type
ES0440609255	EUR	26/03/2014	1.500.000.000	26/03/2020	Eur 6m+0.95%	Institutional
ES0440609297	EUR	19/06/2015	1.500.000.000	19/06/2021	Eur 6m+0.25%	Institutional
ES0440609412	EUR	21/12/2018	2.000.000.000	21/12/2022	Eur 6m+0.35%	Institutional

### Spanish Multi-Issuers – Public Covered Bonds

Código ISIN	Divisa	Fecha emisión	CaixaBank Contribution (€)	Total Issue Outstanding (€)	Maturity Date	Coupon	Investor Type
ES0312362017	EUR	16/11/2004	53.658.537	1.100.000.000	16/11/2019	4,26%	Institutional
ES0312358015	EUR	15/03/2005	228.958.334	1.500.000.000	15/03/2020	4,00%	Institutional
ES0347849004	EUR	13/06/2005	150.000.000	1.250.000.000	13/06/2020	3,51%	Institutional
ES0312298054	EUR	22/03/2006	300.000.000	1.500.000.000	22/03/2021	4,00%	Institutional
ES0347784003	EUR	29/03/2006	275.000.000	1.250.000.000	29/03/2021	4,01%	Institutional
ES0371622012	EUR	25/05/2006	100.000.000	2.310.000.000	10/04/2021	4,13%	Institutional
ES0349045007	EUR	16/02/2007	250.000.000	1.300.000.000	21/02/2022	4,51%	Institutional
ES0312298021	EUR	12/12/2005	167.222.224	1.400.000.000	12/12/2022	3,75%	Institutional
ES0312298096	EUR	23/10/2006	300.000.000	1.600.000.000	23/10/2023	4,25%	Institutional
ES0312342019	EUR	28/06/2005	128.205.128	2.000.000.000	28/06/2025	3,75%	Institutional
ES0371622046	EUR	28/03/2007	300.000.000	1.310.000.000	28/03/2027	4,25%	Institutional
ES0312298120	EUR	23/05/2007	250.000.000	1.545.000.000	23/05/2027	4,76%	Institutional
ES0371622020	EUR	10/04/2006	450.000.000	1.310.000.000	08/04/2031	4,25%	Institutional

