



Disclaimer

The purpose of this presentation is purely informative. In particular, regarding the data provided by third parties, neither CaixaBank, S.A. (“CaixaBank”) as a legal entity, nor any of its administrators, directors or employees, is obliged, either explicitly or implicitly, to vouch that these contents are exact, accurate, comprehensive or complete, nor to keep them updated, nor to correct them in the case that any deficiency, error or omission were to be detected. Moreover, in reproducing these contents in any medium, CaixaBank may introduce any changes it deems suitable, may omit partially or completely any of the elements of this document, and in the case of any deviation between such a version and this one, assumes no liability for any discrepancy.

This document has at no time been submitted to the Comisión Nacional del Mercado de Valores (CNMV – the Spanish Stock Markets regulatory body) for approval or scrutiny. In all cases its contents are regulated by the Spanish law applicable at time of writing, and it is not addressed to any person or legal entity located in any other jurisdiction. For this reason it may not necessarily comply with the prevailing norms or legal requisites as required in other jurisdictions.

This presentation on no account should be construed as a service of financial analysis or advice, nor does it aim to offer any kind of financial product or service. In particular, it is expressly remarked here that no information herein contained should be taken as a guarantee of future performance or results.

Without prejudice to legal requirements, or to any limitations imposed by CaixaBank that may be applicable, permission is hereby expressly refused for any type of use or exploitation of the contents of this presentation, and for any use of the signs, trademarks and logotypes which it contains. This prohibition extends to any kind of reproduction, distribution, transmission to third parties, public communication or conversion into any other medium, for commercial purposes, without the previous express permission of CaixaBank and/or other respective proprietary title holders. Any failure to observe this restriction may constitute a legal infraction which may be sanctioned by the prevailing laws in such cases.

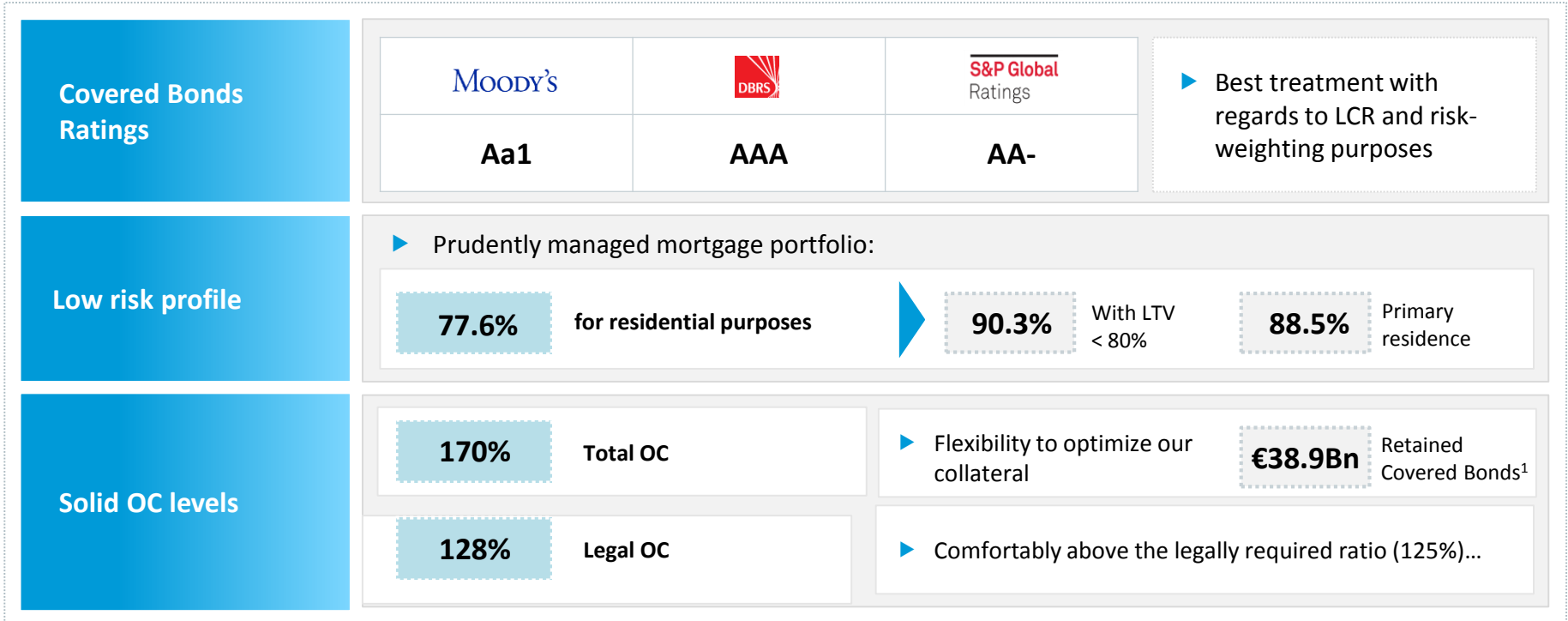
Contents

- 1 | Covered Bonds Programme**
- 2 | Mortgage Covered Bonds Programme**
- 3 | Public Sector Covered Bonds Programme**

Appendix

CaixaBank covered bonds programme - Highlights

High quality collateral and strong overcollateralization



Always aiming at the best market standards

▶ **Covered Bond Label Compliant** since 1st January 2013

▶ **Transparency:** complete quarterly information available in our website
http://www.caixabank.com/inversoresinstitucionales/inversoresrentafija_en.html

¹ Including Mortgage and Public Sector Covered Bonds

CaixaBank covered bonds programmes - Main figures

Mortgage covered bond programme

MORTGAGE COVER POOL	31/12/2018	
Cover Pool Size (mill €)	90.062	
	<i>Residential Assets</i>	69.844 77,6%
	<i>Comercial Assets</i>	20.218 22,4%
Elegible Pool (mill €)	67.666	
Number of loans	1.194.217	
Average loan Balance (€)	75.415	
WA Seasoning (years)	8,5 yrs	
WA Remaining Term (years)	16,4 yrs	
WA LTV	56%	
WA LTV Elegible Pool	45%	

MORTGAGE COVERED BONDS	31/12/2018
Outstanding nominal (mill €)	52.997
OC (total)	170%
OC (legal - eligible portfolio)	128%
Issuing Capacity (mill €)	1.136
Average Maturity (years)	5,5 yrs

RATINGS

Moody's	Aa1
DBRS	AAA
S&P	AA-

Spanish public sector covered bond programme

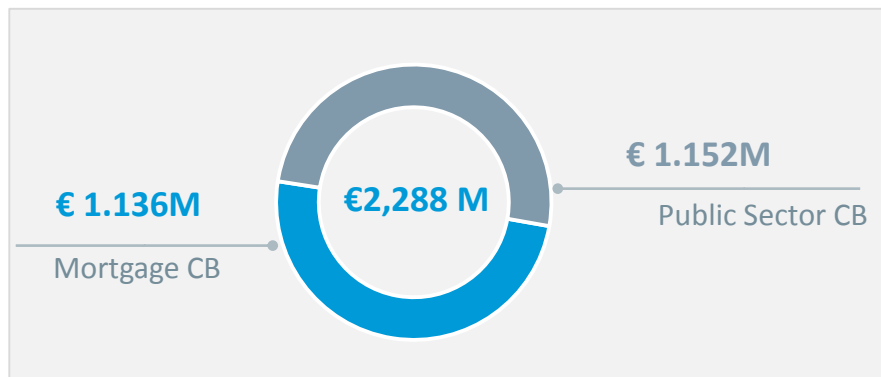
PUBLIC SECTOR COVER POOL	31/12/2018	
Cover Pool Size (mill €)	8.788	
Number of loans	3.846	
Average loan Balance (€)	2.284.966	
WA Remaining Term (years)	5,8 yrs	

PUBLIC SECTOR COVERED BONDS	31/12/2018
Outstanding nominal (mill €)	5.000
OC	176%
Issuing Capacity	1.152
Average Maturity (years)	2,7 yrs

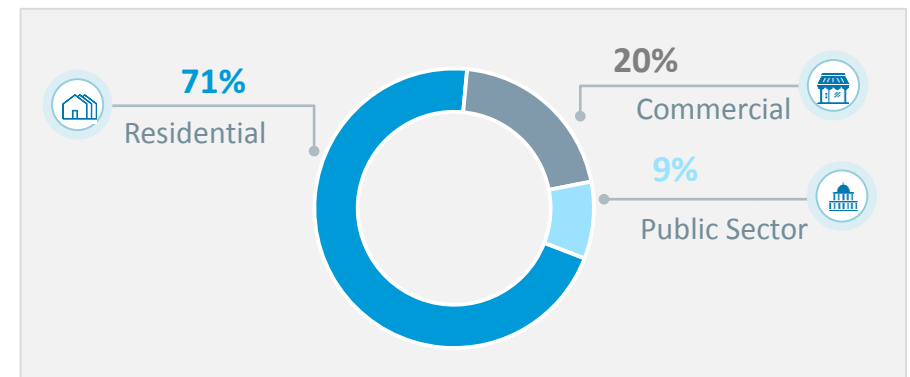
RATINGS

Moody's	Aa1
---------	-----

Issuing capacity



Collateral by type



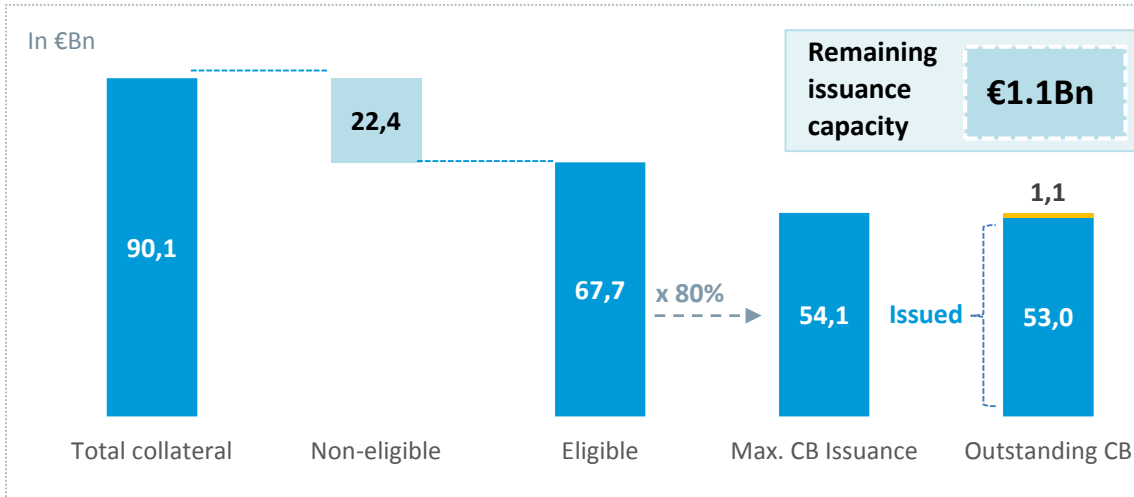
Contents

- 1 | Covered Bonds Programme
- 2 | **Mortgage Covered Bonds Programme**
- 3 | Public Sector Covered Bonds Programme

Appendix

CaixaBank mortgage covered bond programme

Remaining issuing capacity

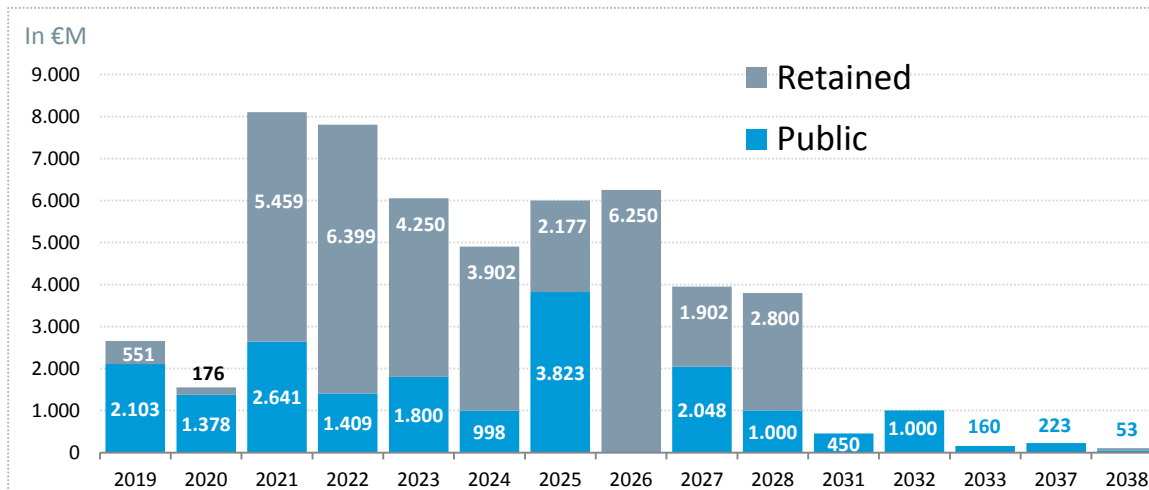


In €M

Mortgages	
Total Collateral for Covered Bonds	90.062
Eligible Portfolio	67.666
↓ Mortgages CB	
Used Collateral	66.246
Covered Bond Issued Amount	52.997
Over Collateralization	170%
Available Collateral	1.420
REMAINING ISSUING CAPACITY (*)	1.136

(*) Issuing Capacity=80% of Collateral Available for C. Hipotecarias and 70% for C. Territoriales

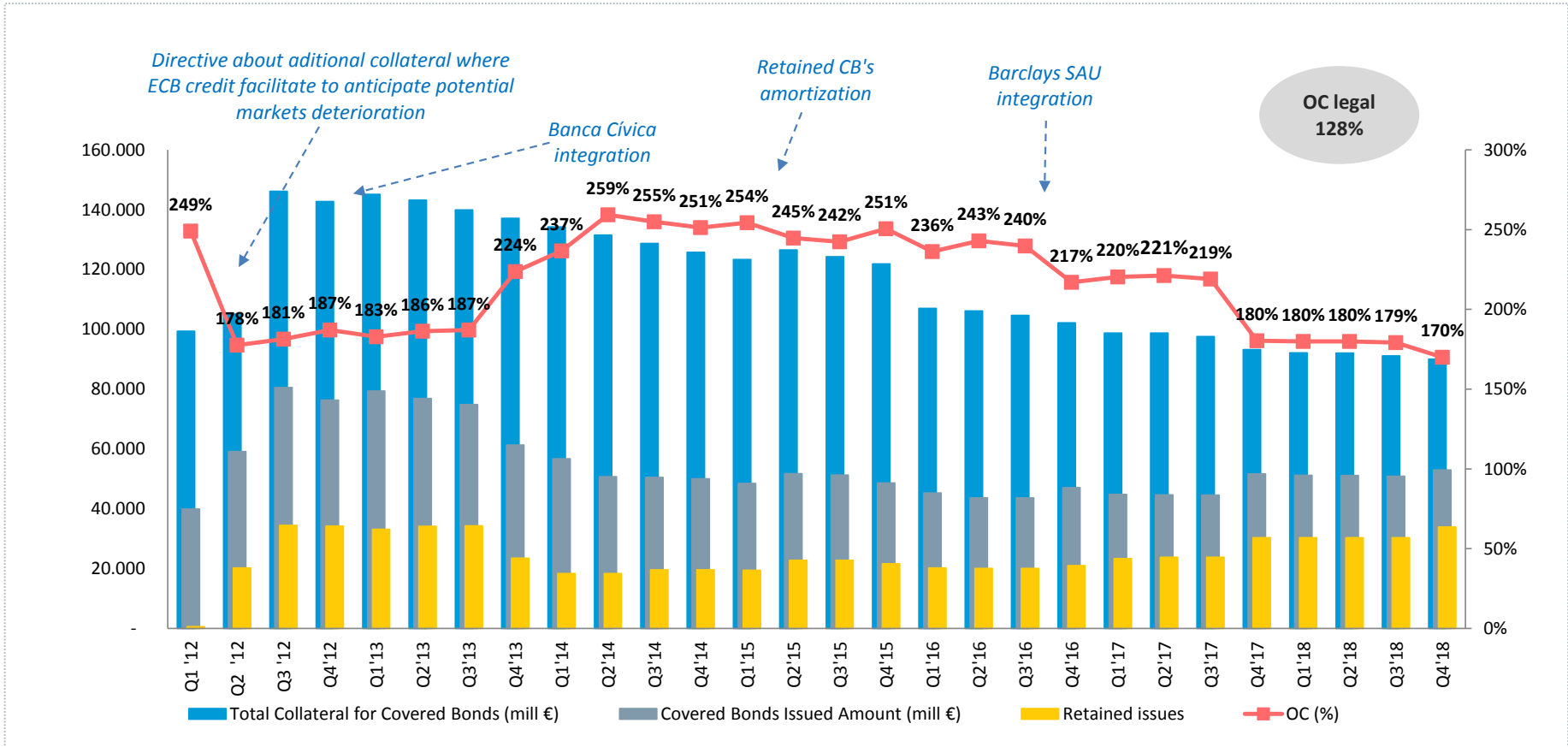
Maturity profile



Total Covered Bonds	€52,997 M
▶ Public	€19,085 M
▶ Retained	€33,912 M

CaixaBank mortgage covered bond programme

OC evolution



Total OC

170%

Legal OC

128%

- ▶ Active and prudent collateral management with focus on adding value to investors
- ▶ OC comfortably above the legally required ratio

CaixaBank mortgage covered bond programme – Residential assets



Residential sub-pool: Main figures

Cover Pool Description

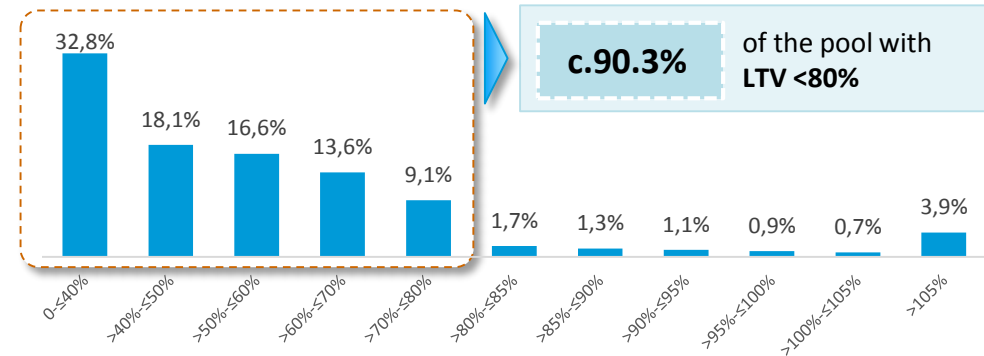
Total Mortgage Loans (ex securitization) (€ k)	69.843.956	WA LTV Current* (%)	52,9%
Number of loans	1.090.378	First Rank	96,4%
Average Loan balance (€)	64.055	Floating Rate loan Interest Rate type:	80,6%
Number of Borrowers	963.163	WA Interest Rate (Floating Rate loans)	1,0%
Number of properties	1.177.527	WA Interest Rate (Fixed Rate loans)	3,0%
WA Seasoning in months	108	9 yrs	
WA Remaining term in months	210	17,5 yrs	

* Current Loan to Original/last Valuation

Portfolio breakdown

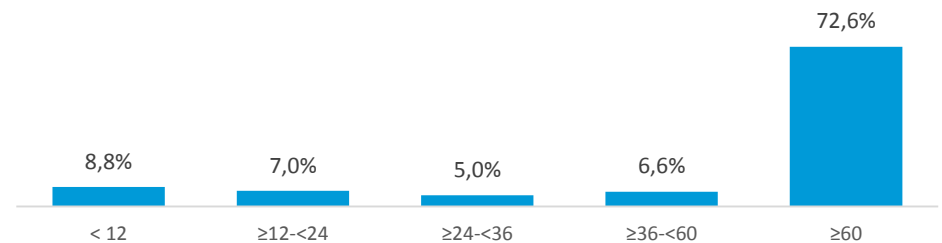
Loan balance by LTV

Unindexed LTV Ranges Distributions	Total Loan Balance (ex sec) €k	%
0-≤40%	22.938.003	32,8%
>40%-≤50%	12.609.710	18,1%
>50%-≤60%	11.602.517	16,6%
>60%-≤70%	9.515.180	13,6%
>70%-≤80%	6.380.585	9,1%
>80%-≤85%	1.209.911	1,7%
>85%-≤90%	933.601	1,3%
>90%-≤95%	781.837	1,1%
>95%-≤100%	653.313	0,9%
>100%-≤105%	493.551	0,7%
>105%	2.725.750	3,9%
Total	69.843.956	



Seasoning

Seasoning (months)	€ k	%
< 12	6.165.192	8,8%
≥12-<24	4.890.043	7,0%
≥24-<36	3.500.191	5,0%
≥36-<60	4.613.201	6,6%
≥60	50.675.330	72,6%
Total:	69.843.956	



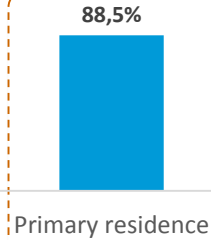
CaixaBank mortgage covered bond programme – Residential assets



Specific loan and borrower characteristics

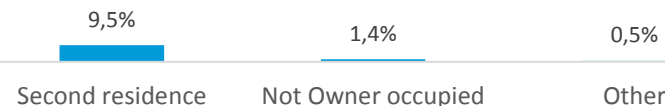
Property type

Property type	€ k	%
Primary residence	61.790.979	88,5%
Second residence	6.664.745	9,5%
Not owner-occupied	1.007.816	1,4%
Other	380.416	0,5%
Total	69.843.956	



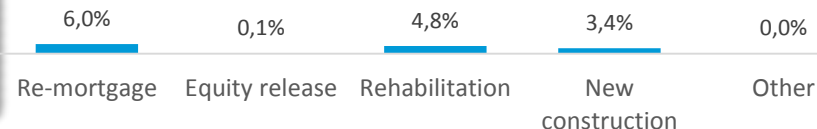
Primary residence loans in % of residential sub-pool

88.5%



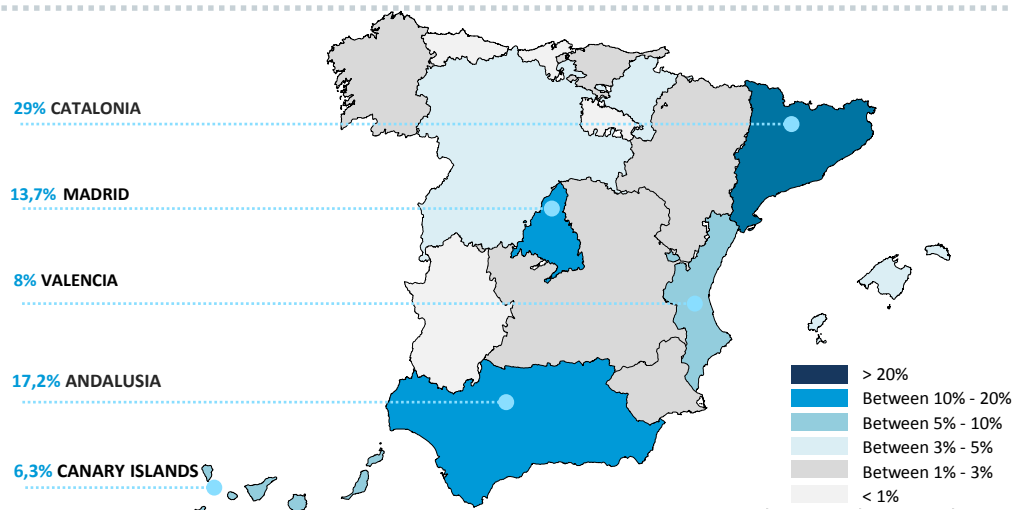
Loan purpose

Loan Purpose	€ k	%
Adquisition	59.789.298	85,6%
Re-mortgage	4.200.553	6,0%
Equity release	103.954	0,1%
Rehabilitation	3.356.283	4,8%
New construction	2.393.869	3,4%
Other		
Total	69.843.956	



Geographical distribution

Regional Distribution	€ k	%
Catalonia	20.256.538	29,0%
Andalusia	11.984.873	17,2%
Madrid	9.534.452	13,7%
Valencia	5.597.687	8,0%
Canary Islands	4.414.382	6,3%
Balearic Islands	2.904.037	4,2%
Castile León	2.616.296	3,7%
Navarra	2.321.841	3,3%
Basque Country	2.033.607	2,9%
Castile La Mancha	1.800.607	2,6%
Murcia	1.588.886	2,3%
Galicia	1.571.500	2,3%
Aragon	1.099.141	1,6%
Cantabria	602.891	0,9%
Extremadura	584.946	0,8%
Asturias	492.656	0,7%
La Rioja	344.614	0,5%
Ceuta	70.863	0,1%
Melilla	18.115	0,0%
Others/ No info	6.023	0,0%
Total	69.843.956	



CaixaBank mortgage covered bond programme – Commercial assets



Commercial sub-pool: Main figures

Cover Pool Description

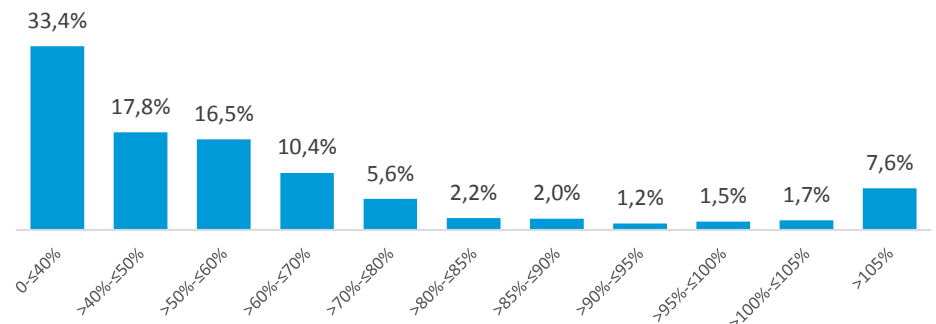
Total Mortgage Loans (ex securitization) (€ k)	20.218.333	WA LTV Current* (%)	65,2%
Number of loans	103.839	Floating Rate loan Interest Rate type:	85,1%
Average Loan balance (€)	194.708	WA Interest Rate (Floating Rate loans)	1,8%
Number of Borrowers	68.591	WA Interest Rate (Fixed Rate loans)	2,8%
Number of properties	133.012		
WA Seasoning in months	78,6	6,5 yrs	
WA Remaining term in months	148,1	12,3 yrs	

* Current Loan to Original/last Valuation

Portfolio breakdown

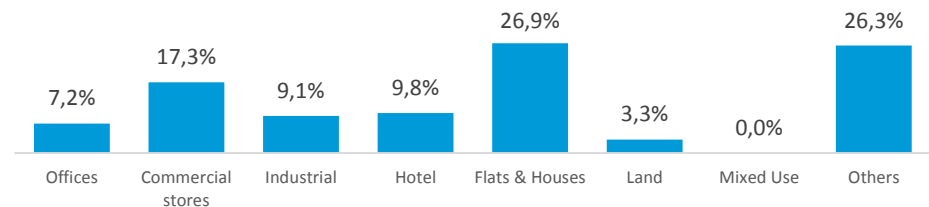
Balance per LTV-band

Unindexed LTV Ranges Distributions	Total Loan Balance (ex sec) €k	%
0-≤40%	6.757.545	33,4%
>40%-≤50%	3.596.220	17,8%
>50%-≤60%	3.335.771	16,5%
>60%-≤70%	2.102.577	10,4%
>70%-≤80%	1.139.593	5,6%
>80%-≤85%	442.376	2,2%
>85%-≤90%	411.774	2,0%
>90%-≤95%	242.227	1,2%
>95%-≤100%	305.354	1,5%
>100%-≤105%	351.104	1,7%
>105%	1.533.791	7,6%
Total	20.218.333	



Property type

Property Type	€ k	%
Offices	1.463.314	7,2%
Commercial stores	3.506.014	17,3%
Industrial	1.839.585	9,1%
Hotel	1.988.045	9,8%
Flats & Houses	5.433.410	26,9%
Land	674.279	3,3%
Mixed Use	0	0,0%
Others	5.313.686	26,3%
Total	20.218.333	

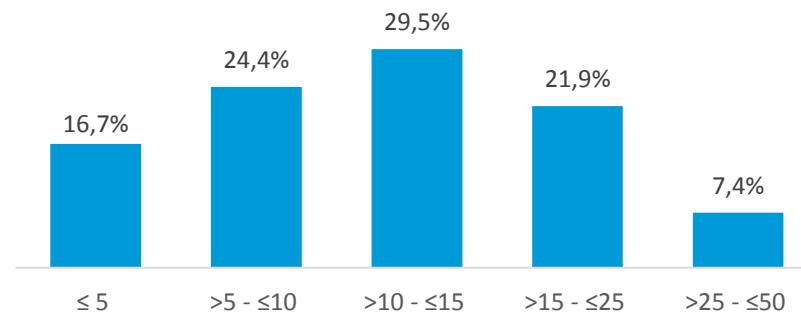


CaixaBank mortgage covered bond programme – Commercial assets



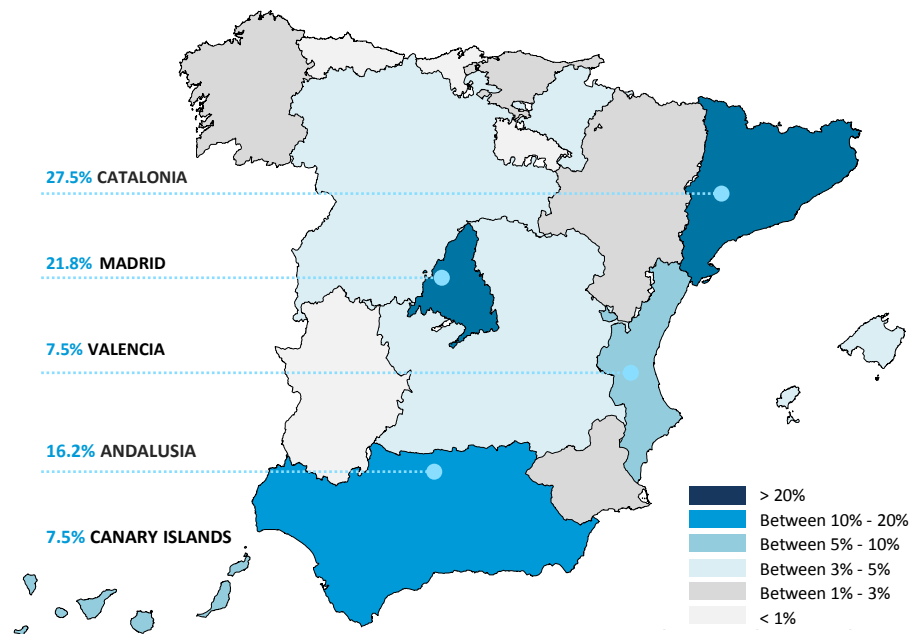
Loan maturity

Loan Maturity (yrs)	€ k	%
≤ 5	3.386.271	16,7%
>5 - ≤10	4.941.219	24,4%
>10 - ≤15	5.969.313	29,5%
>15 - ≤25	4.418.477	21,9%
>25 - ≤50	1.503.054	7,4%
Total	20.218.333	



Geographical distribution

Regional Distribution	€ k	%
Catalonia	5.557.912	27,5%
Madrid	4.398.690	21,8%
Andalusia	3.278.516	16,2%
Valencia	1.512.147	7,5%
Canary Islands	1.512.068	7,5%
Balearic Islands	1.058.330	5,2%
Castile León	547.767	2,7%
Navarra	500.208	2,5%
Castile La Mancha	428.129	2,1%
Basque Country	326.258	1,6%
Aragon	279.769	1,4%
Galicia	257.578	1,3%
Murcia	211.918	1,0%
Extremadura	144.964	0,7%
Cantabria	78.849	0,4%
Asturias	68.433	0,3%
La Rioja	39.111	0,2%
Others/ No info	8.782	0,0%
Ceuta	6.086	0,0%
Melilla	2.820	0,0%
Total	20.218.333	



Contents

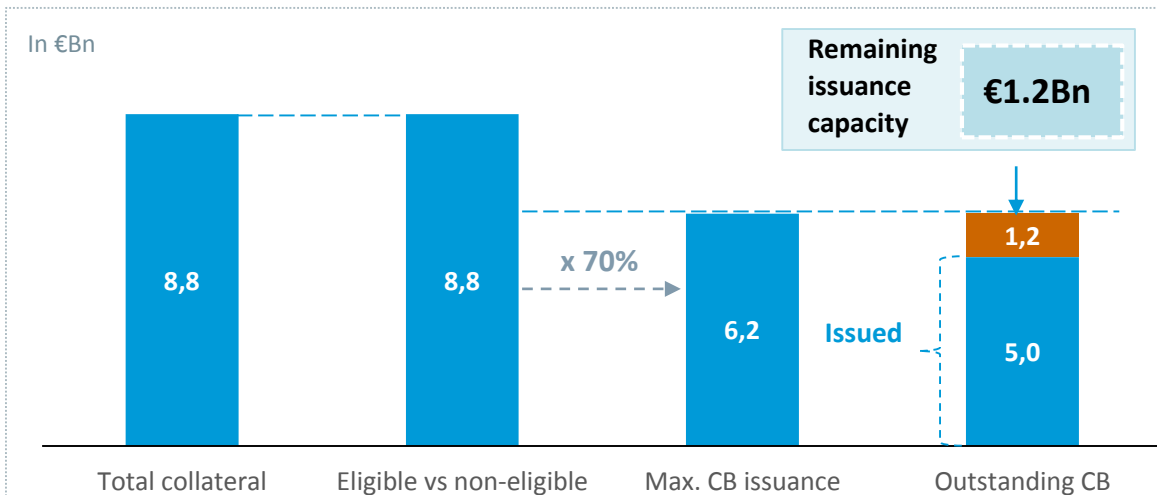
- 1** | Covered Bonds Programme
- 2** | Mortgage Covered Bonds Programme
- 3** | **Public Sector Covered Bonds Programme**

Appendix

CaixaBank public sector covered bond programme



Remaining issuing capacity

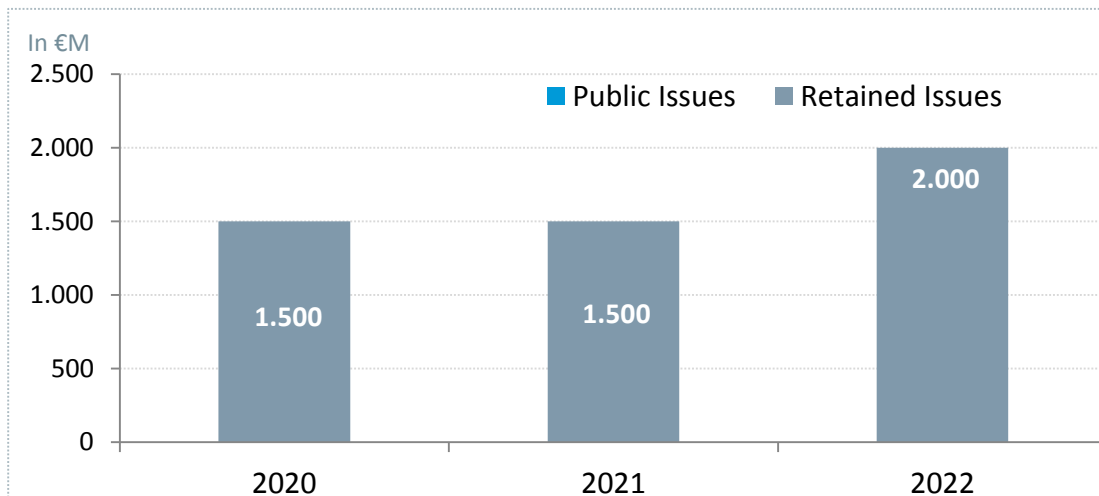


In €M

Public Sector	
Total Collateral for Public Sector CB	8.788
Eligible Portfolio	8.788
↓ Public Sector CB	
Used Collateral	7.143
Covered Bond Issued Amount	5.000
Over Collateralization	176%
Available Collateral	1.645
REMAINING ISSUING CAPACITY (*)	1.152

(*) Issuing Capacity=80% of Collateral Available for C. Hipotecarias and 70% for C. Territoriales

Maturity profile



Total Covered Bonds	€5,000 M
▶ Public	€0 M
▶ Retained	€5,000 M

CaixaBank public sector covered bond programme



Cover pool description – Main figures

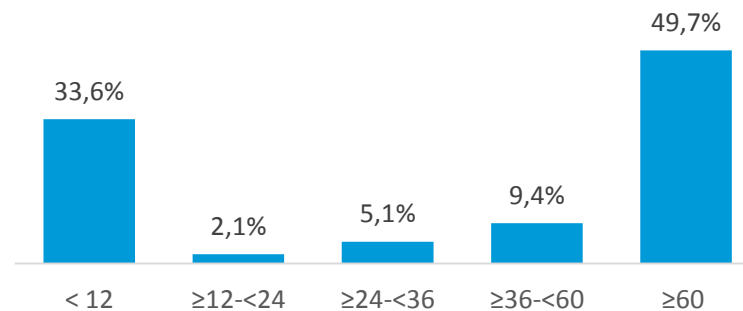
Cover Pool Description

Total Mortgage Loans (ex securitization) (€ k)	8.787.979	Floating Rate loan Interest Rate type:	85,2%
Number of loans	3.846	WA Interest Rate (Floating Rate loans)	1,39%
Average Loan balance (€)	2.284.966	WA Interest Rate (Fixed Rate loans)	2,90%
Number of Borrowers	1.238		
Average exposure to borrowers (€)	7.098.529		
WA Remaining term in months	69,4	5,8 yrs	
Avg LTV (%)	59%		

Portfolio breakdown

Loan maturity

Loan Maturity	€ k	%
< 12	2.956.197	33,6%
≥12-<24	187.966	2,1%
≥24-<36	447.277	5,1%
≥36-<60	825.194	9,4%
≥60	4.371.345	49,7%
Total	8.787.979	



Loans in arrears

Loans in Arrears	%
<2m	0,0%
≥ 2m - <6m	0,0%
≥ 6m	0,01%

Appendix



CaixaBank covered bond issuances

Spanish mortgages – Public deals covered bonds

ISIN	Currency	Issue Date	Outstanding (€)	Maturity Date	Coupon	Investor Type
ES0414970543	EUR	07/05/2010	100.000.000	07/05/2019	Eur 3m+0.439%	Institutional
ES0414970402	EUR	04/06/2007	2.500.000.000	04/06/2019	4,63%	Institutional
ES0440609305	EUR	12/11/2015	1.000.000.000	12/11/2020	0,63%	Institutional
ES0414970246	EUR	18/01/2006	2.500.000.000	18/01/2021	3,625%	Institutional
ES0414970501	EUR	14/05/2009	175.000.000	14/05/2021	Eur 3m+1%	Institutional
ES0414970303	EUR	28/06/2006	1.000.000.000	26/01/2022	4,500%	Institutional
ES0440609313	EUR	08/02/2016	1.500.000.000	08/02/2023	1,00%	Institutional
ES0440609248	EUR	21/03/2014	1.000.000.000	21/03/2024	2,625%	Institutional
ES0414970204	EUR	17/02/2005	2.500.000.000	17/02/2025	3,880%	Institutional
ES0440609271	EUR	27/03/2015	1.000.000.000	27/03/2025	0,625%	Institutional
ES0440609339	EUR	11/01/2017	1.500.000.000	11/01/2027	1,250%	Institutional
ES0440609396	EUR	17/01/2018	1.000.000.000	17/01/2028	1,000%	Institutional
ES0440609347	EUR	14/07/2017	1.000.000.000	14/07/2032	1,625%	Institutional
ES0440609404	EUR	23/11/2018	160.000.000	23/11/2033	1,640%	Institutional
ES0414970451	EUR	13/06/2008	100.000.000	13/06/2038	5,432%	Institutional

CaixaBank covered bond issuances

Spanish mortgages – Retained deals covered bonds

ISIN	Currency	Issue Date	Outstanding (€)	Maturity Date	Coupon	Investor Type
ES0440609198	EUR	26/07/2012	175.000.000	26/07/2020	Eur 6m+4.70%	Institutional
ES0440609420	EUR	21/12/2018	4.750.000.000	21/12/2021	Eur 6m+0.15%	Institutional
ES0440609115	EUR	07/06/2012	2.000.000.000	07/06/2022	Eur 6m +3.85%	Institutional
ES0413985039	EUR	27/04/2009	390.000.000	27/09/2022	Eur 12m+0.25%	Institutional
ES0440609321	EUR	16/12/2016	4.000.000.000	22/12/2022	Eur 6m+0.55%	Institutional
ES0440609123	EUR	07/06/2012	1.000.000.000	07/06/2023	Eur 6m +3.80%	Institutional
ES0440609354	EUR	11/10/2017	3.250.000.000	11/10/2023	Eur 6m +0.15%	Institutional
ES0440609131	EUR	07/06/2012	2.900.000.000	07/06/2024	Eur 6m +3.80%	Institutional
ES0413985047	EUR	10/07/2014	1.000.000.000	10/07/2024	Eur 12m+0.82%	Institutional
ES0440609149	EUR	07/06/2012	1.000.000.000	07/06/2025	Eur 6m +3.75%	Institutional
ES0440609370	EUR	19/10/2017	750.000.000	19/10/2025	Eur 6m +0.24%	Institutional
ES0440609156	EUR	19/06/2012	3.000.000.000	19/06/2026	Eur 6m +3.75%	Institutional
ES0440609362	EUR	11/10/2017	3.250.000.000	11/10/2026	Eur 6m +0.26%	Institutional
ES0440609164	EUR	03/07/2012	1.000.000.000	03/07/2027	Eur 6m+4%	Institutional
ES0440609172	EUR	17/07/2012	750.000.000	17/07/2027	Eur 6m+4.25%	Institutional
ES0413980022	EUR	02/08/2011	150.000.000	02/08/2027	Eur 3m+3.85%	Institutional
ES0440609180	EUR	17/07/2012	2.800.000.000	17/07/2028	Eur 6m+4.25%	Institutional

CaixaBank covered bond issuances

Spanish Mortgages – Covered Bonds (non €)

ISIN	Currency	Issue Date	Outstanding	Maturity Date	Coupon	Investor Type
ES0440609388	USD	30/10/2017	711.200.000	30/10/2025	Libor 6m +0.59%	Institutional
XS0273475094	USD	01/11/2006	255.000.000	02/02/2037	Libor 3m +0.00%	Institutional

Spanish Public Sector – Covered Bonds

ISIN	Currency	Issue Date	Outstanding (€)	Maturity Date	Coupon	Investor Type
ES0440609255	EUR	26/03/2014	1.500.000.000	26/03/2020	Eur 6m+0.95%	Institutional
ES0440609297	EUR	19/06/2015	1.500.000.000	19/06/2021	Eur 6m+0.25%	Institutional
ES0440609412	EUR	21/12/2018	2.000.000.000	21/12/2022	Eur 6m+0.35%	Institutional

Spanish Multi-Issuers – Public Covered Bonds

Código ISIN	Divisa	Fecha emisión	CaixaBank Contribution (€)	Total Issue Outstanding (€)	Maturity Date	Coupon	Investor Type
ES0312362017	EUR	16/11/2004	53.658.537	1.100.000.000	16/11/2019	4,26%	Institutional
ES0312358015	EUR	15/03/2005	228.958.334	1.500.000.000	15/03/2020	4,00%	Institutional
ES0347849004	EUR	13/06/2005	150.000.000	1.250.000.000	13/06/2020	3,51%	Institutional
ES0312298054	EUR	22/03/2006	300.000.000	1.500.000.000	22/03/2021	4,00%	Institutional
ES0347784003	EUR	29/03/2006	275.000.000	1.250.000.000	29/03/2021	4,01%	Institutional
ES0371622012	EUR	25/05/2006	100.000.000	2.310.000.000	10/04/2021	4,13%	Institutional
ES0349045007	EUR	16/02/2007	250.000.000	1.300.000.000	21/02/2022	4,51%	Institutional
ES0312298021	EUR	12/12/2005	167.222.224	1.400.000.000	12/12/2022	3,75%	Institutional
ES0312298096	EUR	23/10/2006	300.000.000	1.600.000.000	23/10/2023	4,25%	Institutional
ES0312342019	EUR	28/06/2005	128.205.128	2.000.000.000	28/06/2025	3,75%	Institutional
ES0371622046	EUR	28/03/2007	300.000.000	1.310.000.000	28/03/2027	4,25%	Institutional
ES0312298120	EUR	23/05/2007	250.000.000	1.545.000.000	23/05/2027	4,76%	Institutional
ES0371622020	EUR	10/04/2006	450.000.000	1.310.000.000	08/04/2031	4,25%	Institutional

