



Disclaimer

The purpose of this presentation is purely informative. In particular, regarding the data provided by third parties, neither CaixaBank, S.A. (“CaixaBank”) as a legal entity, nor any of its administrators, directors or employees, is obliged, either explicitly or implicitly, to vouch that these contents are exact, accurate, comprehensive or complete, nor to keep them updated, nor to correct them in the case that any deficiency, error or omission were to be detected. Moreover, in reproducing these contents in any medium, CaixaBank may introduce any changes it deems suitable, may omit partially or completely any of the elements of this document, and in the case of any deviation between such a version and this one, assumes no liability for any discrepancy.

This document has at no time been submitted to the Comisión Nacional del Mercado de Valores (CNMV – the Spanish Stock Markets regulatory body) for approval or scrutiny. In all cases its contents are regulated by the Spanish law applicable at time of writing, and it is not addressed to any person or legal entity located in any other jurisdiction. For this reason it may not necessarily comply with the prevailing norms or legal requisites as required in other jurisdictions.

This presentation on no account should be construed as a service of financial analysis or advice, nor does it aim to offer any kind of financial product or service. In particular, it is expressly remarked here that no information herein contained should be taken as a guarantee of future performance or results.

Without prejudice to legal requirements, or to any limitations imposed by CaixaBank that may be applicable, permission is hereby expressly refused for any type of use or exploitation of the contents of this presentation, and for any use of the signs, trademarks and logotypes which it contains. This prohibition extends to any kind of reproduction, distribution, transmission to third parties, public communication or conversion into any other medium, for commercial purposes, without the previous express permission of CaixaBank and/or other respective proprietary title holders. Any failure to observe this restriction may constitute a legal infraction which may be sanctioned by the prevailing laws in such cases.




Contents

- 1 | Covered Bonds Programme**
- 2 | Mortgage Covered Bonds Programme
- 3 | Public Sector Covered Bonds Programme

Appendix

CaixaBank covered bonds programme - Highlights

High quality collateral and strong overcollateralization

Covered Bonds Ratings	 Aa1	 AAA	 AA	<ul style="list-style-type: none"> ▶ Best treatment with regards to LCR and risk-weighting purposes 							
Low risk profile	<ul style="list-style-type: none"> ▶ Prudently managed mortgage portfolio: <table style="width: 100%; text-align: center;"> <tr> <td style="border: 1px dashed gray; padding: 5px;">77.7%</td> <td>for residential purposes</td> <td style="font-size: 2em; color: #0070C0;">▶</td> <td style="border: 1px dashed gray; padding: 5px;">91.0%</td> <td>With LTV < 80%</td> <td style="border: 1px dashed gray; padding: 5px;">88.9%</td> <td>Primary residence</td> </tr> </table>				77.7%	for residential purposes	▶	91.0%	With LTV < 80%	88.9%	Primary residence
77.7%	for residential purposes	▶	91.0%	With LTV < 80%	88.9%	Primary residence					
Solid OC levels	172% Total OC	<ul style="list-style-type: none"> ▶ Flexibility to optimize our collateral 		€35.9Bn Retained Covered Bonds ¹							
	128% Legal OC	<ul style="list-style-type: none"> ▶ Comfortably above the legally required ratio (125%)... 									

Always aiming at the best market standards

- ▶ **Covered Bond Label Compliant** since 1st January 2013
- ▶ **Transparency:** complete quarterly information available in our website
http://www.caixabank.com/inversoresinstitucionales/inversoresrentafija_en.html

¹ Including Mortgage and Public Sector Covered Bonds

CaixaBank covered bonds programmes - Main figures

Mortgage covered bond programme

MORTGAGE COVER POOL	30/06/2020	
Cover Pool Size (mill €)	85.177	
<i>Residential Assets</i>	66.215	77,7%
<i>Comercial Assets</i>	18.962	22,3%
Elegible Pool (mill €)	63.548	
Number of loans	1.154.417	
Average loan Balance (€)	73.783	
WA Seasoning (years)	8,7 yrs	
WA Remaining Term (years)	16,3 yrs	
WA LTV	54%	
WA LTV Elegible Pool	44%	

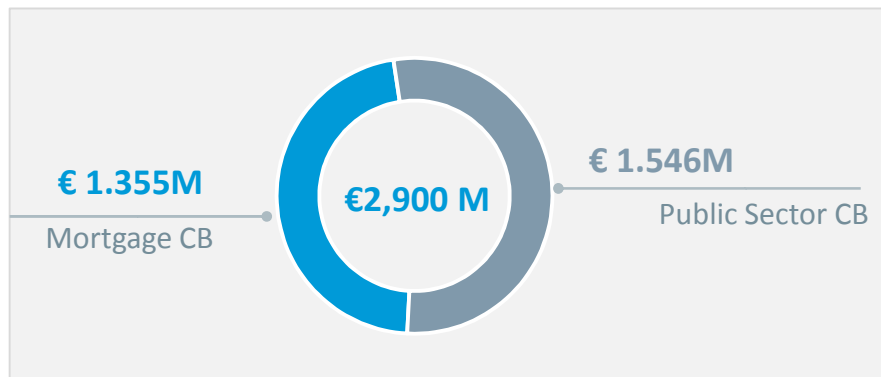
MORTGAGE COVERED BONDS	30/06/2020
Outstanding nominal (mill €)	49.483
OC (total)	172%
OC (legal - eligible portfolio)	128%
Issuing Capacity (mill €)	1.355
Average Maturity (years)	4,4 yrs
RATINGS	
Moody's	Aa1
DBRS	AAA
S&P	AA

Spanish public sector covered bond programme

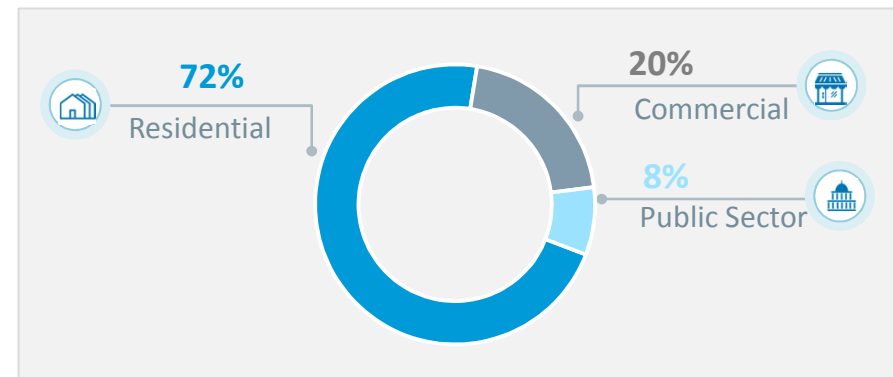
PUBLIC SECTOR COVER POOL	30/06/2020	
Cover Pool Size (mill €)	7.208	
Number of loans	3.462	
Average loan Balance (€)	2.082.068	
WA Remaining Term (years)	4,3 yrs	

PUBLIC SECTOR COVERED BONDS	30/06/2020
Outstanding nominal (mill €)	3.500
OC	206%
Issuing Capacity	1.546
Average Maturity (years)	1,8 yrs
RATINGS	
Moody's	Aa1

Issuing capacity



Collateral by type



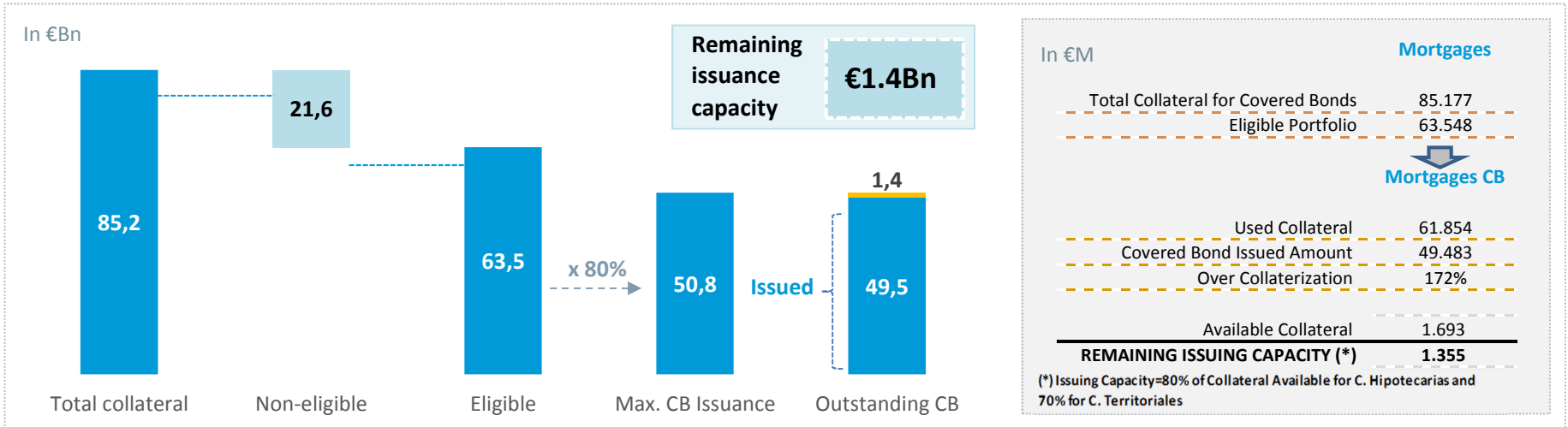
Contents

- 1 | Covered Bonds Programme
- 2 | **Mortgage Covered Bonds Programme**
- 3 | Public Sector Covered Bonds Programme

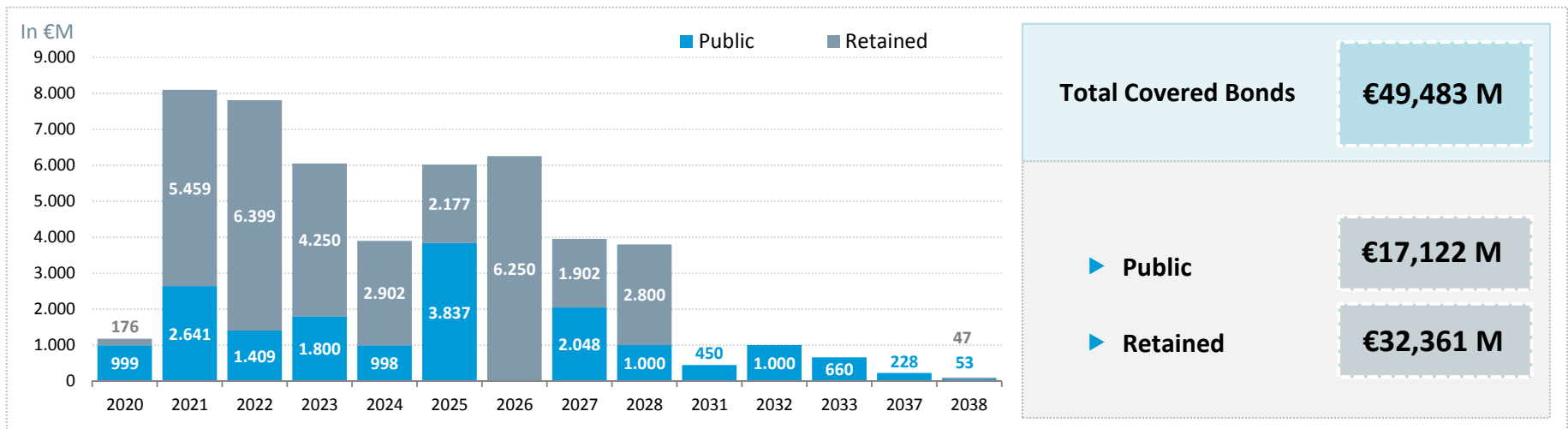
Appendix

CaixaBank mortgage covered bond programme

Remaining issuing capacity

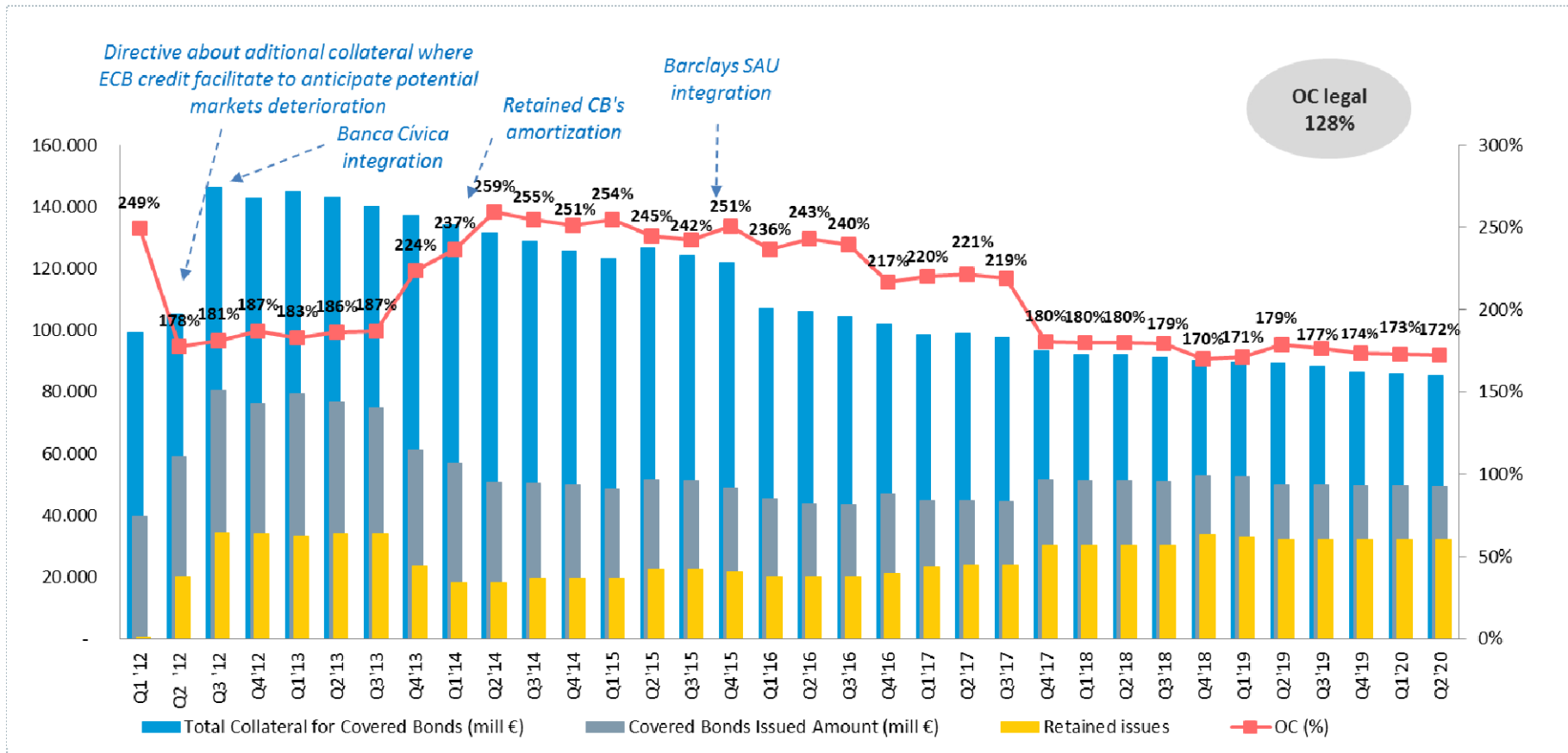


Maturity profile



CaixaBank mortgage covered bond programme

OC evolution



Total OC	172%
Legal OC	128%

- ▶ Active and prudent collateral management with focus on adding value to investors
- ▶ OC comfortably above the legally required ratio

CaixaBank mortgage covered bond programme – Residential assets



Residential sub-pool: Main figures

Cover Pool Description

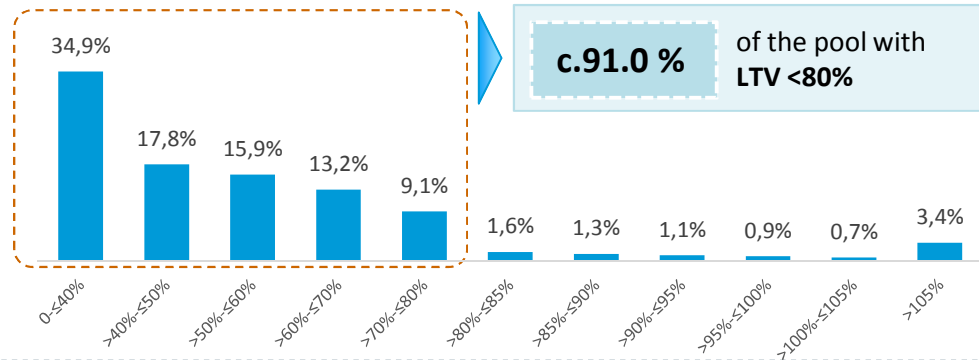
Total Mortgage Loans (ex securitization) (€ k)	66.215.127	WA LTV Current* (%)	51,6%
Number of loans	1.061.897	First Rank	96,4%
Average Loan balance (€)	62.356	Floating Rate loan Interest Rate type:	75,5%
Number of Borrowers	941.232	WA Interest Rate (Floating Rate loans)	0,9%
Number of properties	1.149.138	WA Interest Rate (Fixed Rate loans)	2,8%
WA Seasoning in months	113	9,4 yrs	
WA Remaining term in months	206	17,2 yrs	

* Current Loan to Original/last Valuation

Portfolio breakdown

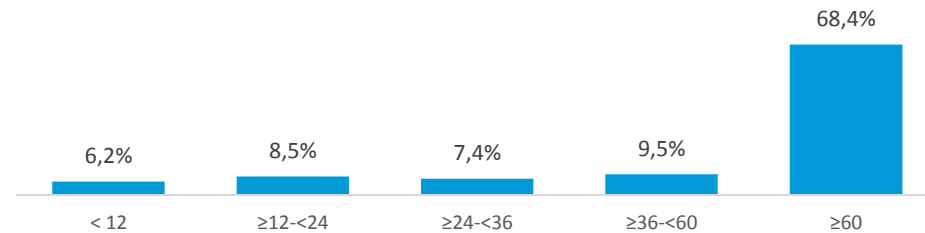
Loan balance by LTV

Unindexed LTV Ranges Distributions	Total Loan Balance (ex sec) €k	%
0-≤40%	23.113.961	34,9%
>40%-≤50%	11.785.423	17,8%
>50%-≤60%	10.551.191	15,9%
>60%-≤70%	8.732.877	13,2%
>70%-≤80%	6.053.500	9,1%
>80%-≤85%	1.091.878	1,6%
>85%-≤90%	874.914	1,3%
>90%-≤95%	724.849	1,1%
>95%-≤100%	600.123	0,9%
>100%-≤105%	440.263	0,7%
>105%	2.246.147	3,4%
Total	66.215.127	



Seasoning


Seasoning (months)	€ k	%
< 12	4.089.780	6,2%
≥12-<24	5.644.629	8,5%
≥24-<36	4.905.055	7,4%
≥36-<60	6.268.280	9,5%
≥60	45.307.382	68,4%
Total:	66.215.127	



CaixaBank mortgage covered bond programme – Residential assets



Specific loan and borrower characteristics



CaixaBank mortgage covered bond programme – Commercial assets



Commercial sub-pool: Main figures

Cover Pool Description

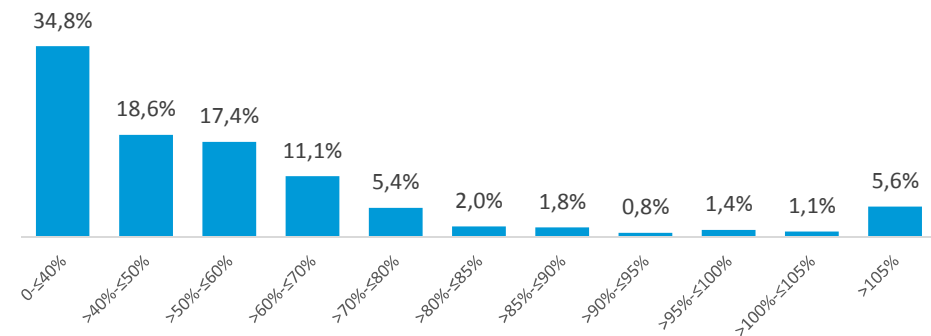
Total Mortgage Loans (ex securitization) (€ k)	18.961.681	WA LTV Current* (%)	62,6%
Number of loans	92.520	Floating Rate loan Interest Rate type:	83,5%
Average Loan balance (€)	204.947	WA Interest Rate (Floating Rate loans)	1,7%
Number of Borrowers	61.845	WA Interest Rate (Fixed Rate loans)	2,6%
Number of properties	120.293		
WA Seasoning in months	76,2	6,3 yrs	
WA Remaining term in months	157,6	13,1 yrs	

* Current Loan to Original/last Valuation

Portfolio breakdown

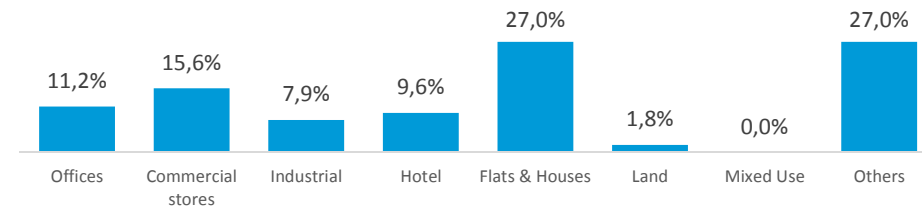
Balance per LTV-band

Unindexed LTV Ranges Distributions	Total Loan Balance (ex sec) €k	%
0-≤40%	6.597.786	34,8%
>40%-≤50%	3.533.317	18,6%
>50%-≤60%	3.293.873	17,4%
>60%-≤70%	2.113.119	11,1%
>70%-≤80%	1.020.665	5,4%
>80%-≤85%	376.908	2,0%
>85%-≤90%	341.704	1,8%
>90%-≤95%	159.935	0,8%
>95%-≤100%	260.716	1,4%
>100%-≤105%	201.535	1,1%
>105%	1.062.124	5,6%
Total	18.961.681	



Property type

Property Type	€ k	%
Offices	2.114.427	11,2%
Commercial stores	2.959.849	15,6%
Industrial	1.497.604	7,9%
Hotel	1.825.050	9,6%
Flats & Houses	5.116.193	27,0%
Land	336.365	1,8%
Mixed Use	0	0,0%
Others	5.112.193	27,0%
Total	18.961.681	

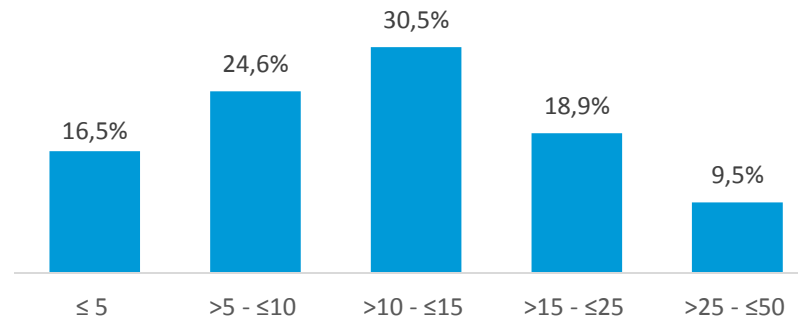


CaixaBank mortgage covered bond programme – Commercial assets



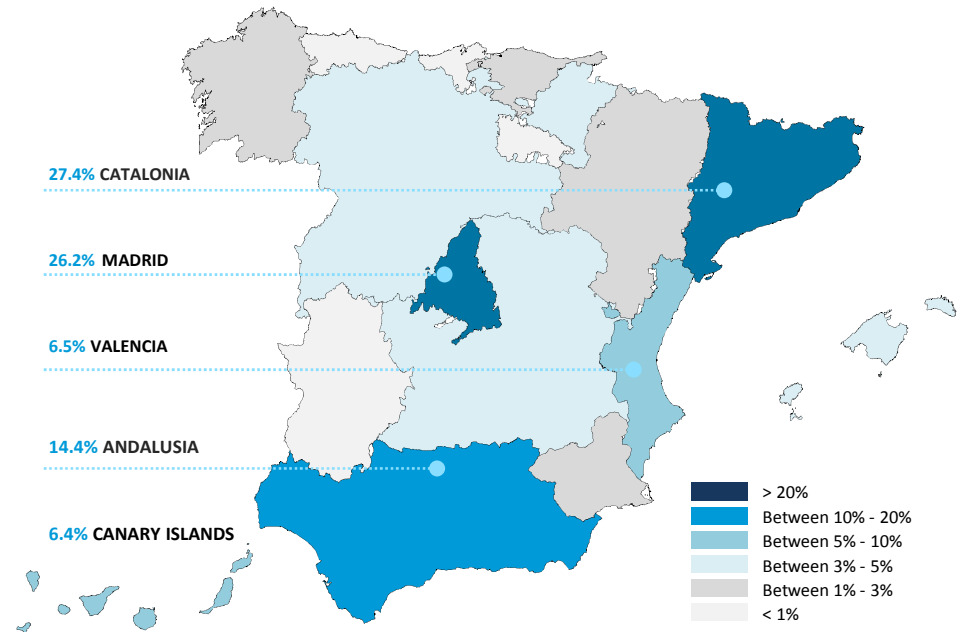
Loan maturity

Loan Maturity (yrs)	€ k	%
≤ 5	3.117.879	16,5%
>5 - ≤10	4.655.601	24,6%
>10 - ≤15	5.785.553	30,5%
>15 - ≤25	3.582.984	18,9%
>25 - ≤50	1.806.902	9,5%
Total	18.948.918	



Geographical distribution

Regional distribution	€ miles	%
Catalonia	5.201.571	27,4%
Madrid	4.965.154	26,2%
Andalusia	2.725.553	14,4%
Valencia	1.239.101	6,5%
Canary Islands	1.220.279	6,4%
Balearic Islands	977.977	5,2%
Castile León	459.744	2,4%
Castile La Mancha	422.685	2,2%
Navarra	412.583	2,2%
Basque Country	352.654	1,9%
Aragón	234.090	1,2%
Galicia	219.476	1,2%
Murcia	185.481	1,0%
Extremadura	132.293	0,7%
Cantabria	72.499	0,4%
Asturias	71.989	0,4%
Others Spain	35.471	0,2%
La Rioja	33.081	0,2%
Total	18.961.681	



Contents

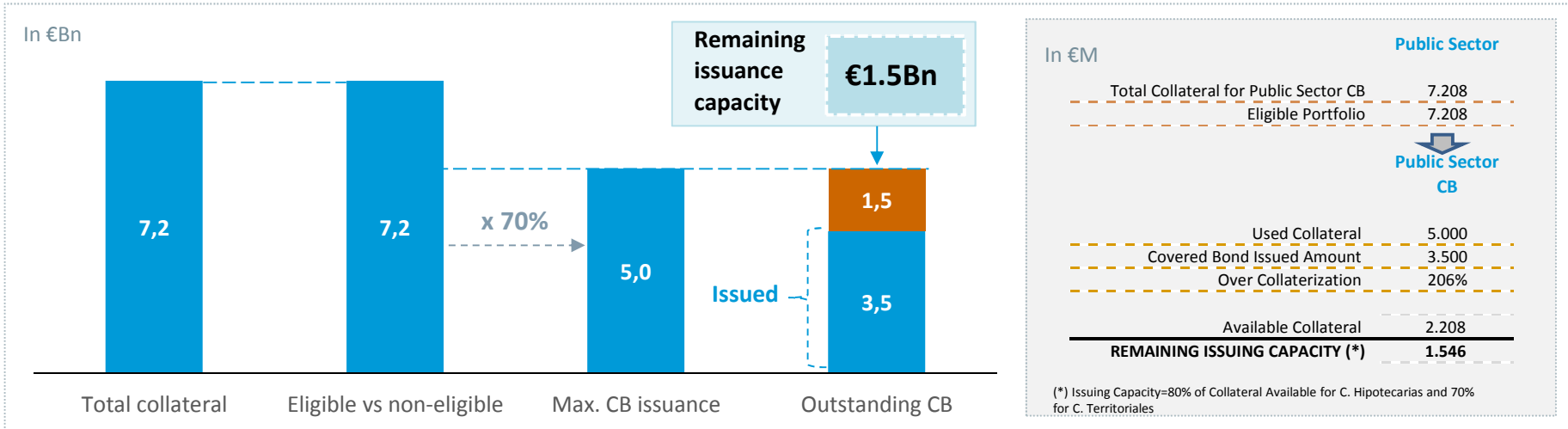
- 1** | Covered Bonds Programme
- 2** | Mortgage Covered Bonds Programme
- 3** | **Public Sector Covered Bonds Programme**

Appendix

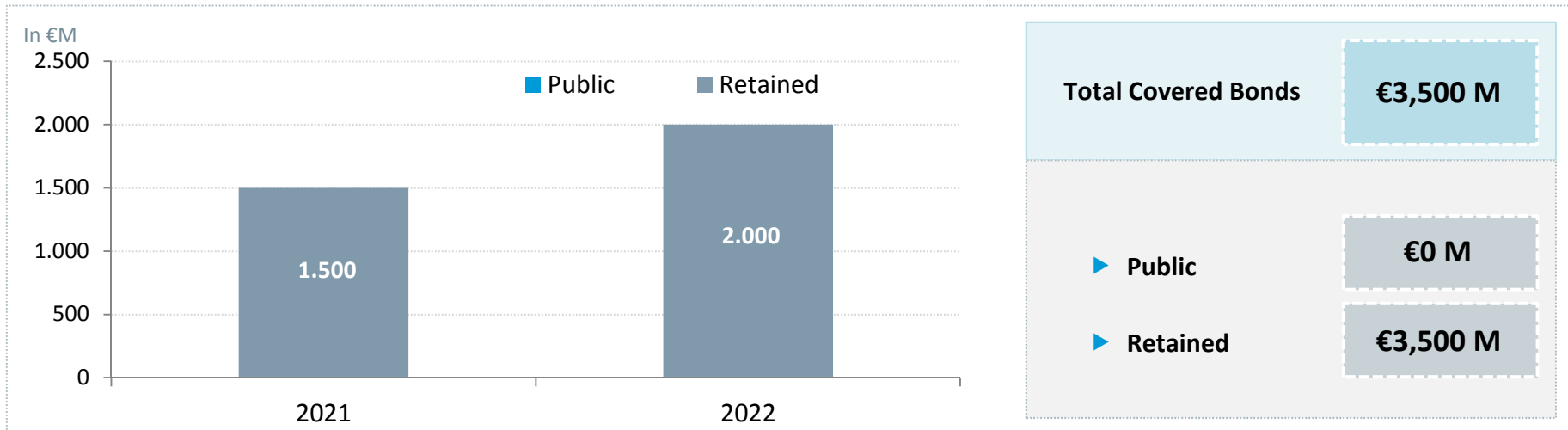
CaixaBank public sector covered bond programme



Remaining issuing capacity



Maturity profile



CaixaBank public sector covered bond programme



Cover pool description – Main figures

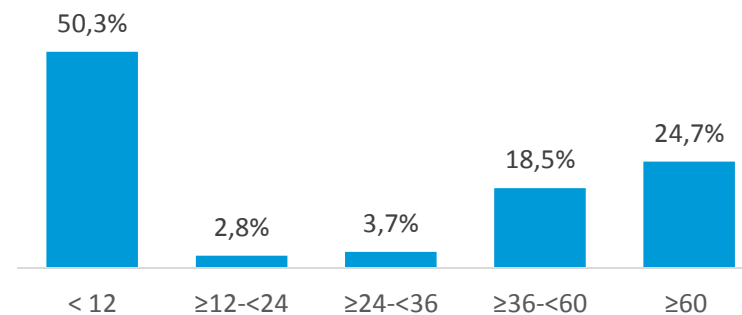
Cover Pool Description

Total Mortgage Loans (ex securitization) (€ k)	7.208.118	Floating Rate loan Interest Rate type:	91,8%
Number of loans	3.462	WA Interest Rate (Floating Rate loans)	1,32%
Average Loan balance (€)	2.082.068	WA Interest Rate (Fixed Rate loans)	2,59%
Number of Borrowers	1.109		
Average exposure to borrowers (€)	6.499.655		
WA Remaining term in months	51,1	4,3 yrs	
Avg LTV (%)	28%		

Portfolio breakdown

Loan maturity

Loan Maturity	€ k	%
< 12	3.626.417	50,3%
≥12-<24	199.597	2,8%
≥24-<36	265.597	3,7%
≥36-<60	1.336.784	18,5%
≥60	1.779.722	24,7%
Total	7.208.118	



Loans in arrears

Loans in Arrears	%
<2m	0,01%
≥ 2m - <6m	0,00%
≥ 6m	0,36%

Appendix



CaixaBank covered bond issuances

Spanish mortgages – Public deals covered bonds

ISIN	Currency	Issue Date	Outstanding (€)	Maturity Date	Coupon	Investor Type
ES0440609305	EUR	12/11/2015	1.000.000.000	12/11/2020	0,625%	Institutional
ES0414970246	EUR	18/01/2006	2.500.000.000	18/01/2021	3,625%	Institutional
ES0414970501	EUR	14/05/2009	175.000.000	14/05/2021	Eur 3m+1%	Institutional
ES0414970303	EUR	28/06/2006	1.000.000.000	26/01/2022	4,500%	Institutional
ES0440609313	EUR	08/02/2016	1.500.000.000	08/02/2023	1,00%	Institutional
ES0440609248	EUR	21/03/2014	1.000.000.000	21/03/2024	2,625%	Institutional
ES0414970204	EUR	17/02/2005	2.500.000.000	17/02/2025	3,880%	Institutional
ES0440609271	EUR	27/03/2015	1.000.000.000	27/03/2025	0,625%	Institutional
ES0440609339	EUR	11/01/2017	1.500.000.000	11/01/2027	1,250%	Institutional
ES0440609396	EUR	17/01/2018	1.000.000.000	17/01/2028	1,000%	Institutional
ES0440609347	EUR	14/07/2017	1.000.000.000	14/07/2032	1,625%	Institutional
ES0440609404	EUR	23/11/2018	660.000.000	23/11/2033	1,640%	Institutional
ES0414970451	EUR	13/06/2008	100.000.000	13/06/2038	5,432%	Institutional

CaixaBank covered bond issuances

Spanish mortgages – Retained deals covered bonds

ISIN	Currency	Issue Date	Outstanding (€)	Maturity Date	Coupon	Investor Type
ES0440609198	EUR	26/07/2012	175.000.000	26/07/2020	Eur 6m+4.70%	Institutional
ES0440609420	EUR	21/12/2018	4.750.000.000	21/12/2021	Eur 6m+0.15%	Institutional
ES0440609115	EUR	07/06/2012	2.000.000.000	07/06/2022	Eur 6m +3.85%	Institutional
ES0413985039	EUR	27/04/2009	390.000.000	27/09/2022	Eur 12m+0.25%	Institutional
ES0440609321	EUR	16/12/2016	4.000.000.000	22/12/2022	Eur 6m+0.55%	Institutional
ES0440609123	EUR	07/06/2012	1.000.000.000	07/06/2023	Eur 6m +3.80%	Institutional
ES0440609354	EUR	11/10/2017	3.250.000.000	11/10/2023	Eur 6m +0.15%	Institutional
ES0440609131	EUR	07/06/2012	2.900.000.000	07/06/2024	Eur 6m +3.80%	Institutional
ES0440609149	EUR	07/06/2012	1.000.000.000	07/06/2025	Eur 6m +3.75%	Institutional
ES0440609370	EUR	19/10/2017	750.000.000	19/10/2025	Eur 6m +0.24%	Institutional
ES0440609156	EUR	19/06/2012	3.000.000.000	19/06/2026	Eur 6m +3.75%	Institutional
ES0440609362	EUR	11/10/2017	3.250.000.000	11/10/2026	Eur 6m +0.26%	Institutional
ES0440609164	EUR	03/07/2012	1.000.000.000	03/07/2027	Eur 6m+4%	Institutional
ES0440609172	EUR	17/07/2012	750.000.000	17/07/2027	Eur 6m+4.25%	Institutional
ES0413980022	EUR	02/08/2011	150.000.000	02/08/2027	Eur 3m+3.85%	Institutional
ES0440609180	EUR	17/07/2012	2.800.000.000	17/07/2028	Eur 6m+4.25%	Institutional

CaixaBank covered bond issuances

Spanish Mortgages – Covered Bonds (non €)

ISIN	Currency	Issue Date	Outstanding	Maturity Date	Coupon	Investor Type
ES0440609388	USD	30/10/2017	711.200.000	30/10/2025	Libor 6m +0.59%	Institutional
XS0273475094	USD	01/11/2006	255.000.000	02/02/2037	Libor 3m +0.00%	Institutional

Spanish Public Sector – Covered Bonds

ISIN	Currency	Issue Date	Outstanding (€)	Maturity Date	Coupon	Investor Type
ES0440609297	EUR	19/06/2015	1.500.000.000	19/06/2021	Eur 6m+0.25%	Institutional
ES0440609412	EUR	21/12/2018	2.000.000.000	21/12/2022	Eur 6m+0.35%	Institutional

Spanish Multi-Issuers – Public Covered Bonds

Código ISIN	Divisa	Fecha emisión	CaixaBank Contribution (€)	Total Issue Outstanding (€)	Maturity Date	Coupon	Investor Type
ES0312298054	EUR	22/03/2006	300.000.000	1.500.000.000	22/03/2021	4,00%	Institutional
ES0347784003	EUR	29/03/2006	275.000.000	1.250.000.000	29/03/2021	4,01%	Institutional
ES0371622012	EUR	25/05/2006	100.000.000	2.310.000.000	10/04/2021	4,13%	Institutional
ES0349045007	EUR	16/02/2007	250.000.000	1.300.000.000	21/02/2022	4,51%	Institutional
ES0312298021	EUR	12/12/2005	167.222.224	1.400.000.000	12/12/2022	3,75%	Institutional
ES0312298096	EUR	23/10/2006	300.000.000	1.600.000.000	23/10/2023	4,25%	Institutional
ES0312342019	EUR	28/06/2005	128.205.128	2.000.000.000	28/06/2025	3,75%	Institutional
ES0371622046	EUR	28/03/2007	300.000.000	1.310.000.000	28/03/2027	4,25%	Institutional
ES0312298120	EUR	23/05/2007	250.000.000	1.545.000.000	23/05/2027	4,76%	Institutional
ES0371622020	EUR	10/04/2006	450.000.000	1.310.000.000	08/04/2031	4,25%	Institutional

