



Disclaimer

The purpose of this presentation is purely informative. In particular, regarding the data provided by third parties, neither CaixaBank, S.A. (“CaixaBank”) as a legal entity, nor any of its administrators, directors or employees, is obliged, either explicitly or implicitly, to vouch that these contents are exact, accurate, comprehensive or complete, nor to keep them updated, nor to correct them in the case that any deficiency, error or omission were to be detected. Moreover, in reproducing these contents in any medium, CaixaBank may introduce any changes it deems suitable, may omit partially or completely any of the elements of this document, and in the case of any deviation between such a version and this one, assumes no liability for any discrepancy.

This document has at no time been submitted to the Comisión Nacional del Mercado de Valores (CNMV – the Spanish Stock Markets regulatory body) for approval or scrutiny. In all cases its contents are regulated by the Spanish law applicable at time of writing, and it is not addressed to any person or legal entity located in any other jurisdiction. For this reason it may not necessarily comply with the prevailing norms or legal requisites as required in other jurisdictions.

This presentation on no account should be construed as a service of financial analysis or advice, nor does it aim to offer any kind of financial product or service. In particular, it is expressly remarked here that no information herein contained should be taken as a guarantee of future performance or results.

Without prejudice to legal requirements, or to any limitations imposed by CaixaBank that may be applicable, permission is hereby expressly refused for any type of use or exploitation of the contents of this presentation, and for any use of the signs, trademarks and logotypes which it contains. This prohibition extends to any kind of reproduction, distribution, transmission to third parties, public communication or conversion into any other medium, for commercial purposes, without the previous express permission of CaixaBank and/or other respective proprietary title holders. Any failure to observe this restriction may constitute a legal infraction which may be sanctioned by the prevailing laws in such cases.




Contents

- 1 | Covered Bonds Programme**
- 2 | Mortgage Covered Bonds Programme
- 3 | Public Sector Covered Bonds Programme

Appendix

CaixaBank covered bonds programme - Highlights

High quality collateral and strong overcollateralization

Covered Bonds Ratings	 Aa2	 AA (high)	 A+	<p>▶ Best treatment with regards to LCR and risk-weighting purposes</p>							
Low risk profile	<p>▶ Prudently managed mortgage portfolio:</p> <table style="width: 100%; text-align: center;"> <tr> <td style="border: 1px dashed gray; padding: 5px;">76.3%</td> <td>for residential purposes</td> <td style="font-size: 2em; color: #0070C0;">▶</td> <td style="border: 1px dashed gray; padding: 5px;">91%</td> <td>With LTV < 80%</td> <td style="border: 1px dashed gray; padding: 5px;">88.5%</td> <td>Primary residence</td> </tr> </table>				76.3%	for residential purposes	▶	91%	With LTV < 80%	88.5%	Primary residence
76.3%	for residential purposes	▶	91%	With LTV < 80%	88.5%	Primary residence					
Solid OC levels	<div style="border: 1px dashed gray; padding: 5px; display: inline-block;">180%</div> Total OC	<p>▶ Flexibility to optimize our collateral</p>		<div style="border: 1px dashed gray; padding: 5px; display: inline-block;">€37Bn</div> Retained Covered Bonds							
	<div style="border: 1px dashed gray; padding: 5px; display: inline-block;">132%</div> Legal OC	<p>▶ Comfortably above the legally required ratio (125%)...</p>									

Always aiming at the best market standards

- ▶ **Covered Bond Label Compliant** since 1st January 2013
- ▶ **Transparency:** complete quarterly information available in our website
http://www.caixabank.com/inversoresinstitucionales/inversoresrentafija_en.html

CaixaBank covered bonds programmes - Main figures

Mortgage covered bond programme

MORTGAGE COVER POOL		31/12/2017	
Cover Pool Size (mill €)		93,245	
	<i>Residential Assets</i>	71,128	76.3%
	<i>Comercial Assets</i>	22,117	23.7%
Elegible Pool (mill €)		68,118	
Number of loans		1,209,487	
Average loan Balance (€)		77,094	
WA Seasoning (years)		8,3 yrs	
WA Remaining Term (years)		16,5 yrs	
WA LTV		52%	
WA LTV Elegible Pool		44%	

MORTGAGE COVERED BONDS		31/12/2017
Outstanding nominal (mill €)		51,690
OC (total)		180%
OC (legal - eligible portfolio)		132%
Issuing Capacity (mill €)		2,805
Average Maturity (years)		5.92

RATINGS

Moody's	Aa2
DBRS	AA (high)
S&P	A+

Spanish public sector covered bond programme

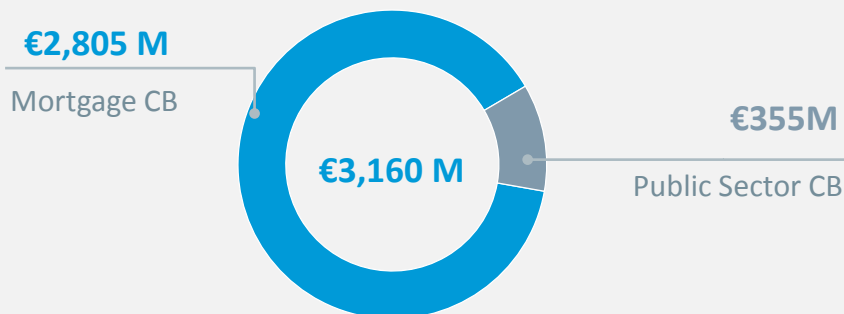
PUBLIC SECTOR COVER POOL		31/12/2017	
Cover Pool Size (mill €)		10,221	
Number of loans		5,325	
Average loan Balance (€)		1,919,521	
WA Remaining Term (years)		5,2 yrs	

PUBLIC SECTOR COVERED BONDS		31/12/2017
Outstanding nominal (mill €)		6,800
OC		150%
Issuing Capacity		355
Average Maturity (years)		1.8

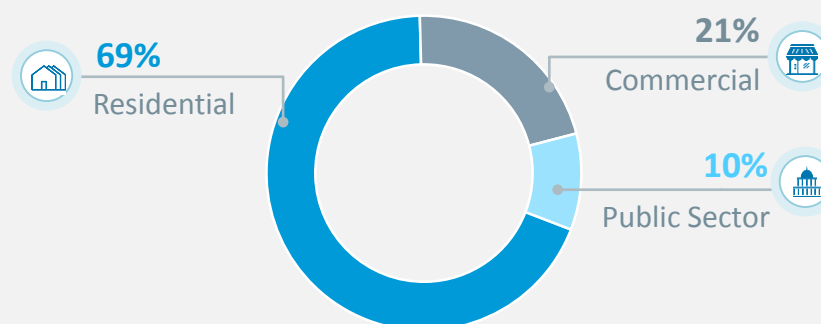
RATINGS

Moody's	Aa2
---------	-----

Issuing capacity



Collateral by type



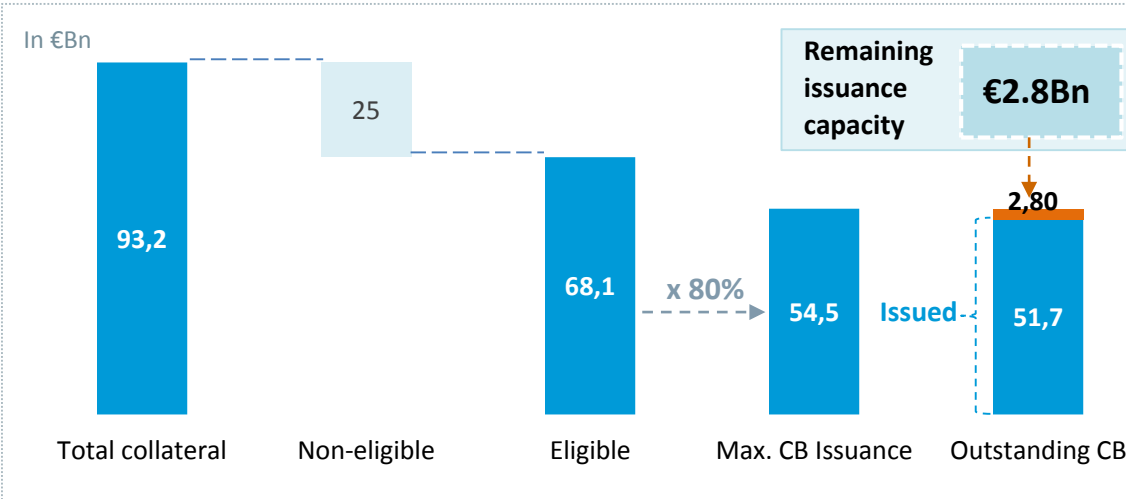
Contents

- 1 | Covered Bonds Programme
- 2 | **Mortgage Covered Bonds Programme**
- 3 | Public Sector Covered Bonds Programme

Appendix

CaixaBank mortgage covered bond programme

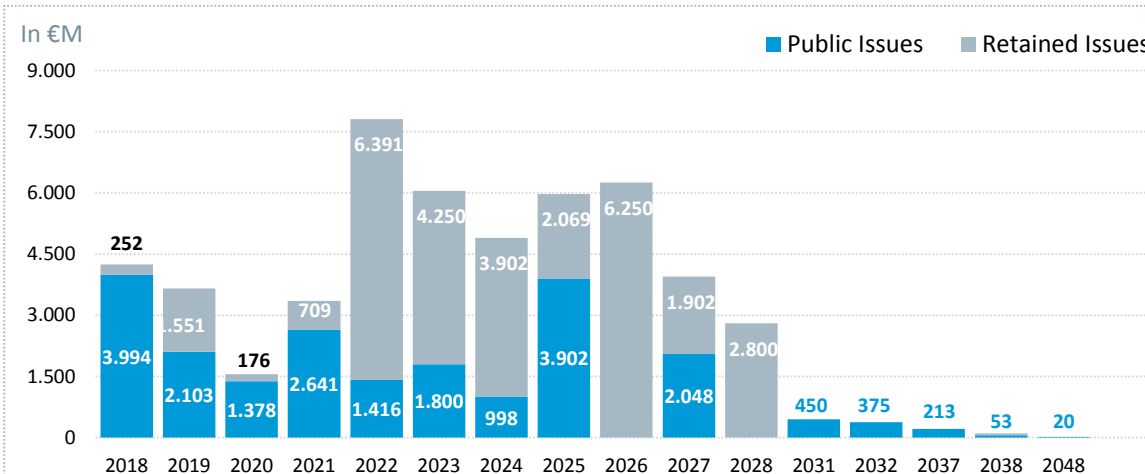
Remaining issuing capacity



In €M		Mortgages
Total Collateral for Covered Bonds	93,245	
Eligible Portfolio	68,118	
		Mortgages CB
Used Collateral	64,613	
Covered Bond Issued Amount	51,690	
Over Collateralization	180%	
Available Collateral	3,506	
REMAINING ISSUING CAPACITY (*)	2,805	

(*) Issuing Capacity=80% of Collateral Available for C. Hipotecarias and 70% for C. Territoriales

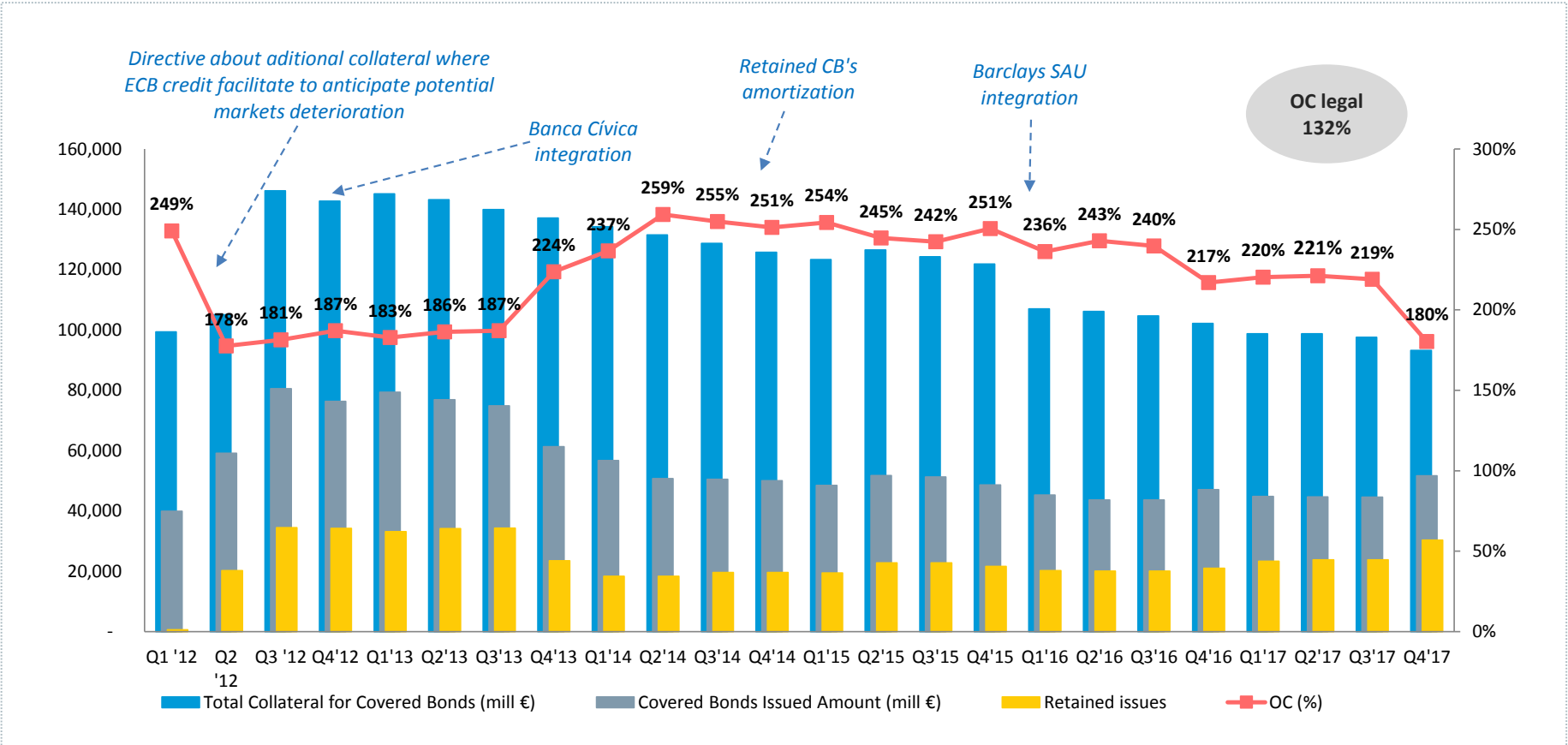
Maturity profile



Total Covered Bonds	€51,690 M
▶ Public	€21,391 M
▶ Retained	€30,299 M

CaixaBank mortgage covered bond programme

OC evolution



Total OC	180%
Legal OC	132%

- ▶ Active and prudent collateral management with focus on adding value to investors
- ▶ OC comfortably above the legally required ratio

CaixaBank mortgage covered bond programme – Residential assets



Residential sub-pool: Main figures

Cover Pool Description

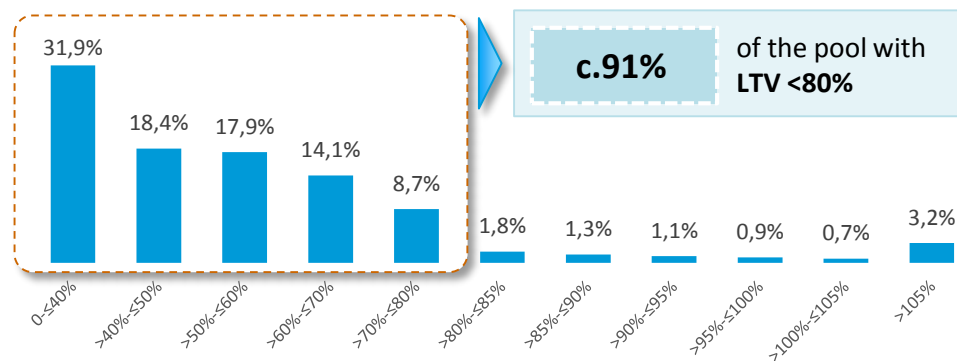
Total Mortgage Loans (ex securitization) (€ k)	71,127,885	WA LTV Current* (%)	51.9%
Number of loans	1,094,045	First Rank	96.4%
Average Loan balance (€)	65,014	Floating Rate loan Interest Rate type:	92.5%
Number of Borrowers	964,392	WA Interest Rate (Floating Rate loans)	1.3%
Number of properties	1,179,717	WA Interest Rate (Fixed Rate loans)	2.6%
WA Seasoning in months	106.5	8,9 yrs	
WA Remaining term in months	213.2	17,8 yrs	

* Current Loan to Original/last Valuation

Portfolio breakdown

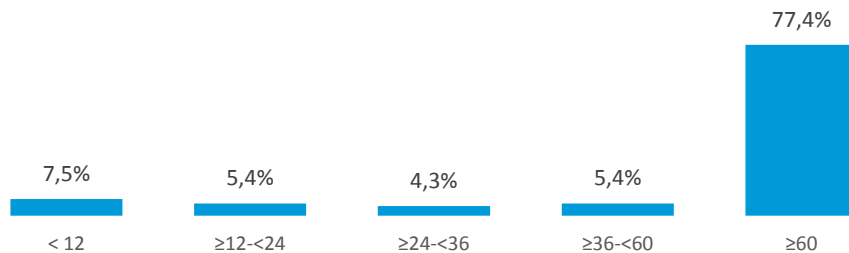
Loan balance by LTV

Unindexed LTV Ranges Distributions	Total Loan Balance (ex sec) €k	%
0-≤40%	22,680,751	31.9%
>40%-≤50%	13,118,461	18.4%
>50%-≤60%	12,722,776	17.9%
>60%-≤70%	10,039,300	14.1%
>70%-≤80%	6,177,880	8.7%
>80%-≤85%	1,296,993	1.8%
>85%-≤90%	953,153	1.3%
>90%-≤95%	772,751	1.1%
>95%-≤100%	610,259	0.9%
>100%-≤105%	474,775	0.7%
>105%	2,280,786	3.2%
Total	71,127,885	



Seasoning

Seasoning (months)	€ k	%
< 12	5,325,059	7.5%
≥12-<24	3,876,389	5.4%
≥24-<36	3,052,490	4.3%
≥36-<60	3,846,515	5.4%
≥60	55,027,432	77.4%
Total:	71,127,885	



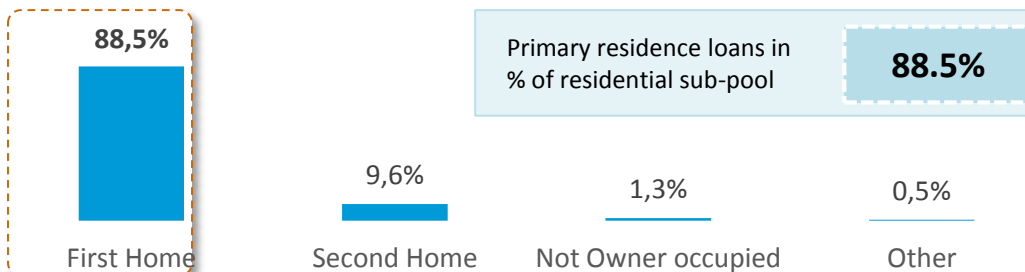
CaixaBank mortgage covered bond programme – Residential assets



Specific loan and borrower characteristics

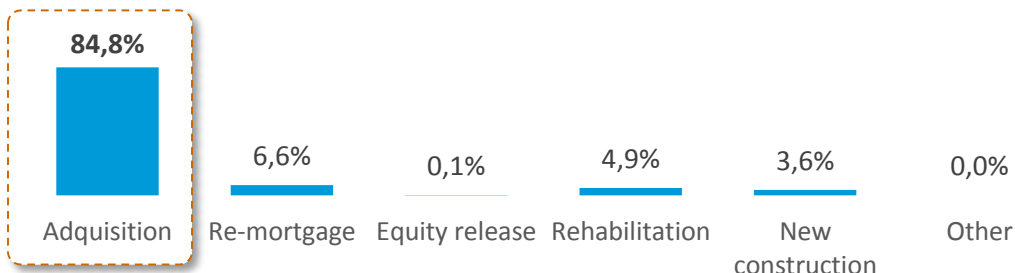
Property type

Property type	€ k	%
Primary residence	62,975,597	88.5%
Second residence	6,806,830	9.6%
Not owner-occupied	956,621	1.3%
Other	388,837	0.5%
Total	71,127,885	



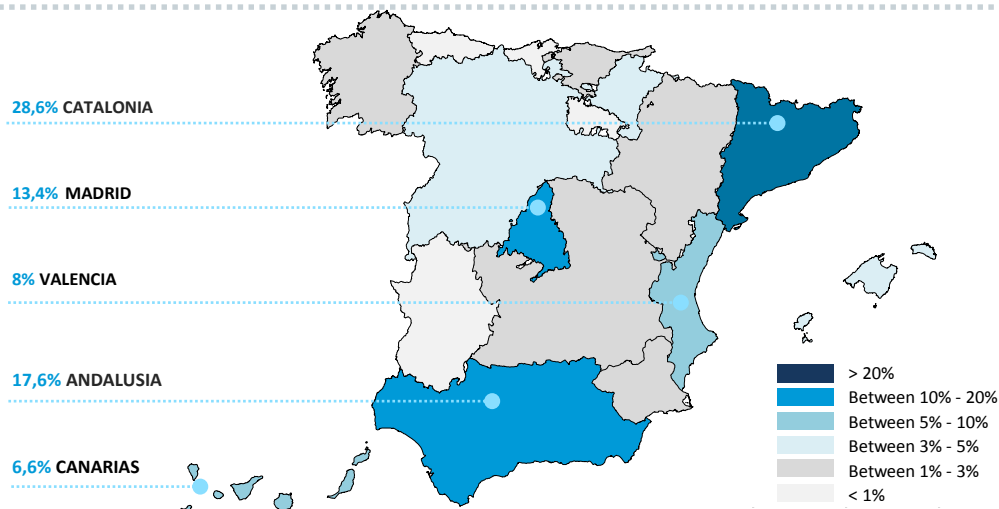
Loan purpose

Loan Purpose	€ k	%
Adquisition	60,318,356	84.8%
Re-mortgage	4,707,468	6.6%
Equity release	105,022	0.1%
Rehabilitation	3,458,057	4.9%
New construction	2,538,982	3.6%
Other	-	-
Total	71,127,885	



Geographical distribution

Geographic distribution	€ k	%
Catalonia	20,328,572	28.6%
Andalusia	12,540,628	17.6%
Madrid	9,540,887	13.4%
Valencia	5,674,795	8.0%
Canary Islands	4,665,958	6.6%
Balearic Islands	2,903,709	4.1%
Castile León	2,693,775	3.8%
Castile La Mancha	1,830,501	2.6%
Navarra	2,362,068	3.3%
Basque Country	2,006,109	2.8%
Murcia	1,648,179	2.3%
Galicia	1,586,874	2.2%
Aragon	1,098,593	1.5%
Cantabria	614,745	0.9%
Extremadura	598,928	0.8%
Asturias	505,442	0.7%
Others/ No info	81,136	0.1%
La Rioja	353,770	0.5%
Ceuta	74,365	0.1%
Melilla	18,851	0.0%
Total	71,127,885	



CaixaBank mortgage covered bond programme – Commercial assets



Commercial sub-pool: Main figures

Cover Pool Description

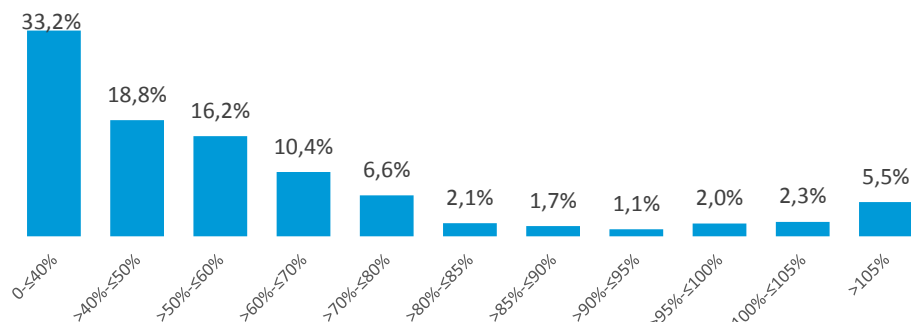
Total Mortgage Loans (ex securitization) (€ k)	22,116,676	WA LTV Current* (%)	53.8%
Number of loans	115,442	Floating Rate loan Interest Rate type:	92.3%
Average Loan balance (€)	191,583	WA Interest Rate (Floating Rate loans)	2.0%
Number of Borrowers	73,573	WA Interest Rate (Fixed Rate loans)	2.6%
Number of properties	147,632		
WA Seasoning in months	78.4	6,5 yrs	
WA Remaining term in months	147.7	12,3 yrs	

* Current Loan to Original/last Valuation

Portfolio breakdown

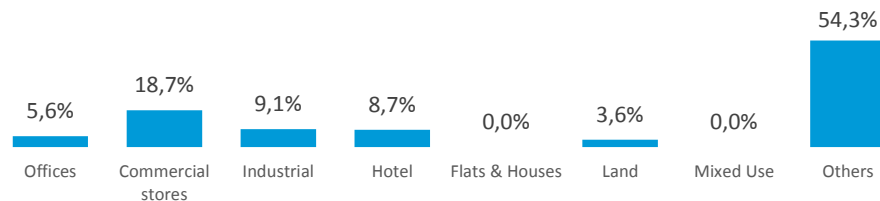
Balance per LTV-band

Unindexed LTV Ranges Distributions	Total Loan Balance (ex sec) €k	%
0-≤40%	7,353,394	33.2%
>40%-≤50%	4,156,581	18.8%
>50%-≤60%	3,575,467	16.2%
>60%-≤70%	2,292,463	10.4%
>70%-≤80%	1,460,351	6.6%
>80%-≤85%	469,692	2.1%
>85%-≤90%	367,379	1.7%
>90%-≤95%	250,748	1.1%
>95%-≤100%	452,909	2.0%
>100%-≤105%	514,961	2.3%
>105%	1,222,732	5.5%
Total	22,116,676	



Property type

Property Type	€ k	%
Offices	1,227,601	5.6%
Commercial stores	4,146,706	18.7%
Industrial	2,016,777	9.1%
Hotel	1,921,074	8.7%
Flats & Houses	0	0.0%
Land	802,356	3.6%
Mixed Use	0	0.0%
Others	12,002,162	54.3%
Total	22,116,676	

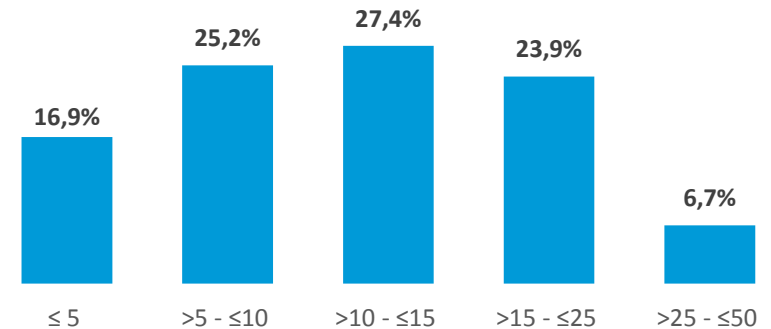


CaixaBank mortgage covered bond programme – Commercial assets



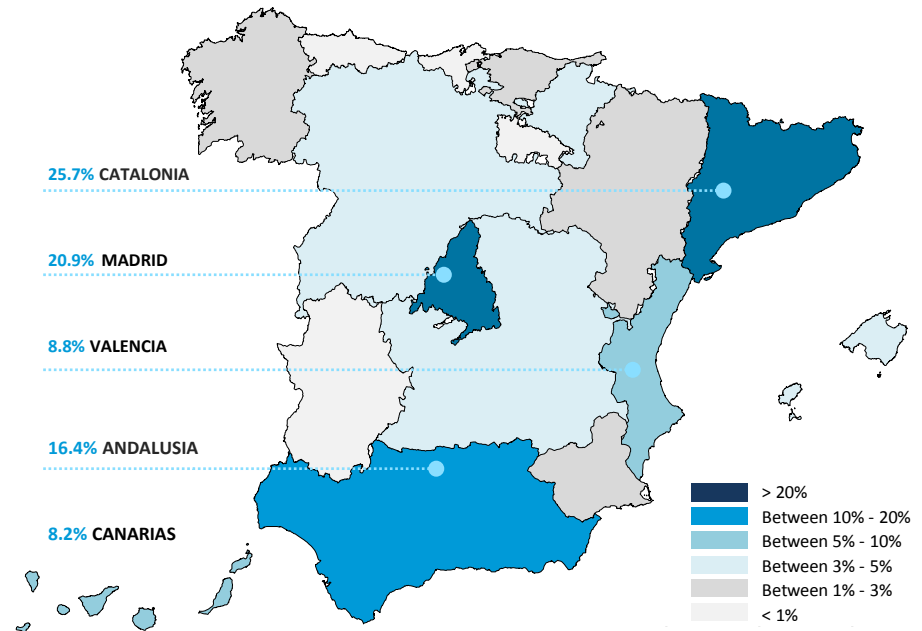
Loan maturity

Loan Maturity (yrs)	€ k	%
≤ 5	3,733,223	16.9%
>5 - ≤10	5,564,578	25.2%
>10 - ≤15	6,058,998	27.4%
>15 - ≤25	5,279,513	23.9%
>25 - ≤50	1,480,364	6.7%
Total	22,116,676	



Geographical distribution

Regional Distribution	€ k	%
Catalonia	5,675,367	25.7%
Madrid	4,620,995	20.9%
Andalusia	3,631,027	16.4%
Valencia	1,949,031	8.8%
Canary Islands	1,804,504	8.2%
Balearic Islands	1,081,808	4.9%
Castile León	648,865	2.9%
Navarra	567,863	2.6%
Castile La Mancha	496,133	2.2%
Basque Country	337,568	1.5%
Murcia	303,159	1.4%
Aragon	292,531	1.3%
Galicia	280,194	1.3%
Others/ No info	151,087	0.7%
Extremadura	95,453	0.4%
Cantabria	88,378	0.4%
Asturias	49,152	0.2%
La Rioja	31,359	0.1%
Ceuta	9,111	0.0%
Melilla	3,092	0.0%
Total	22,116,676	



Contents

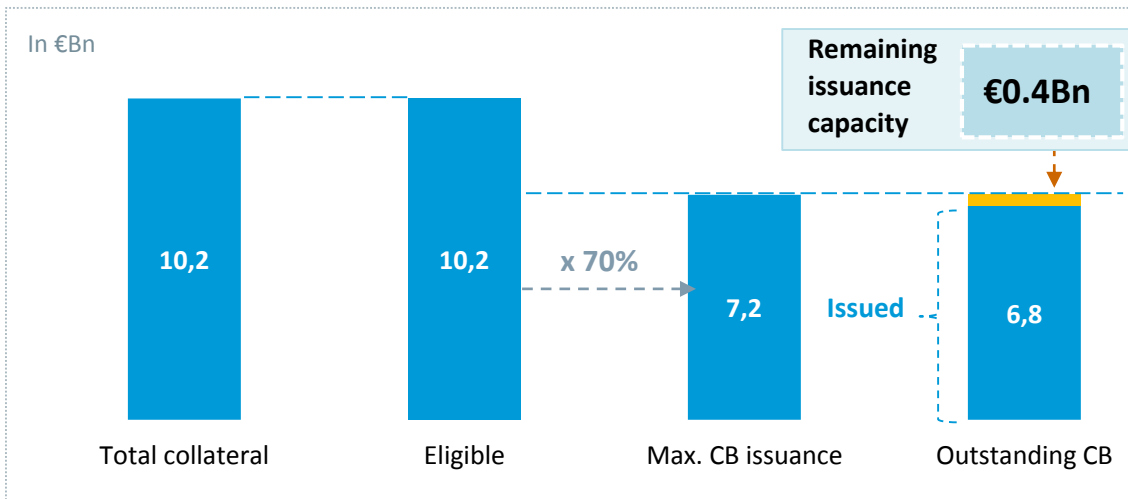
- 1** | Covered Bonds Programme
- 2** | Mortgage Covered Bonds Programme
- 3** | **Public Sector Covered Bonds Programme**

Appendix

CaixaBank public sector covered bond programme



Remaining issuing capacity

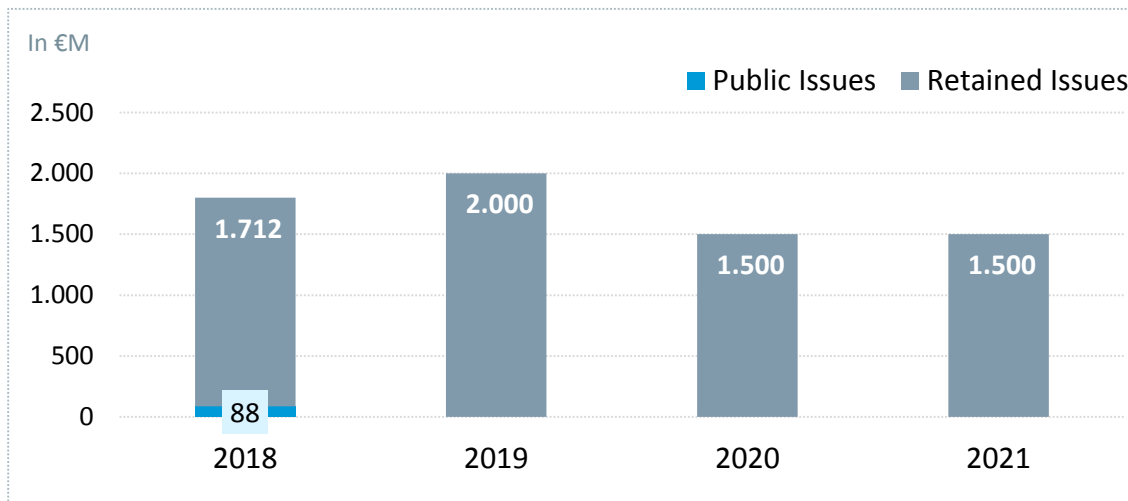


In €M

Public Sector	
Total Collateral for Public Sector CB	10,221
Eligible Portfolio	10,221
↓	
Public Sector CB	
Used Collateral	9,714
Covered Bond Issued Amount	6,800
Over Collateralization	150%
Available Collateral	507
REMAINING ISSUING CAPACITY (*)	355

(*) Issuing Capacity=80% of Collateral Available for C. Hipotecarias and 70% for C. Territoriales

Maturity profile



Total Covered Bonds	€6,800 M
▶ Public	€88 M
▶ Retained	€6,712 M

CaixaBank public sector covered bond programme



Cover pool description – Main figures

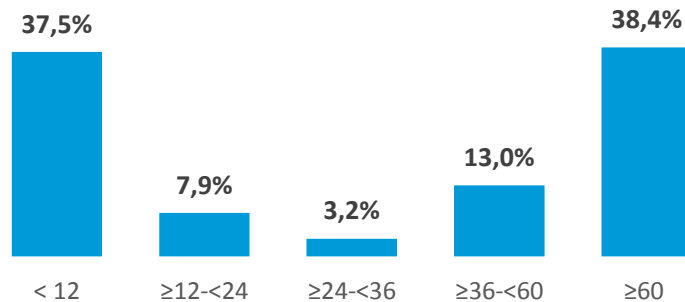
Cover Pool Description

Total Mortgage Loans (ex securitization) (€ k)	10,221,451	Floating Rate loan Interest Rate type:	87.5%
Number of loans	5,325	WA Interest Rate (Floating Rate loans)	1.89%
Average Loan balance (€)	1,919,521	WA Interest Rate (Fixed Rate loans)	2.89%
Number of Borrowers	1,385		
Average exposure to borrowers (€)	7,380,109		
WA Remaining term in months	62.9	5,2 yrs	
Avg LTV (%)	67%		
WA LTV (%)	66%		

Portfolio breakdown

Loan maturity

Loan Maturity	€ k	%
< 12	3,834,177	37.5%
≥12-<24	811,232	7.9%
≥24-<36	327,558	3.2%
≥36-<60	1,327,802	13.0%
≥60	3,920,682	38.4%
Total	10,221,451	



Loans in arrears

Loans in Arrears	%
<2m	0.03%
≥ 2m - <6m	0%
≥ 6m - <12m	0.01%
≥12m	1.52%

Appendix



CaixaBank covered bond issuances

Spanish mortgages – Public deals covered bonds

ISIN	Currency	Issue Date	Outstanding (€)	Maturity Date	Coupon	Investor Type
ES0414970220	EUR	09/01/2006	1,000,000,000	09/01/2018	Eur 3m+0.075%	Institutional
ES0440609206	EUR	22/03/2013	1,000,000,000	22/03/2018	3.00%	Institutional
ES0414970568	EUR	02/07/2010	300,000,000	02/07/2018	Eur 3m+0.439%	Institutional
ES0414970196	EUR	31/10/2003	1,000,000,000	31/10/2018	4.75%	Institutional
ES0414970543	EUR	07/05/2010	100,000,000	07/05/2019	Eur 3m+0.439%	Institutional
ES0414970402	EUR	04/06/2007	2,500,000,000	04/06/2019	4.63%	Institutional
ES0440609305	EUR	12/11/2015	1,000,000,000	12/11/2020	0.625%	Institutional
ES0414970246	EUR	18/01/2006	2,500,000,000	18/01/2021	3.625%	Institutional
ES0414970501	EUR	14/05/2009	175,000,000	14/05/2021	Eur 3m+1%	Institutional
ES0414970303	EUR	28/06/2006	1,000,000,000	26/01/2022	4.50%	Institutional
ES0440609313	EUR	08/02/2016	1,500,000,000	08/02/2023	1.000%	Institutional
ES0440609248	EUR	21/03/2014	1,000,000,000	21/03/2024	2.625%	Institutional
ES0414970204	EUR	17/02/2005	2,500,000,000	17/02/2025	3.880%	Institutional
ES0440609271	EUR	27/03/2015	1,000,000,000	27/03/2025	0.625%	Institutional
ES0440609339	EUR	11/01/2017	1,500,000,000	11/01/2027	1.250%	Institutional
ES0440609347	EUR	14/07/2017	375,000,000	14/07/2032	1.625%	Institutional
ES0414970451	EUR	13/06/2008	100,000,000	13/06/2038	5.432%	Institutional

CaixaBank covered bond issuances

Spanish mortgages – Retained deals covered bonds

ISIN	Currency	Issue Date	Outstanding (€)	Maturity Date	Coupon	Investor Type
ES0413985021	EUR	27/04/2009	1,000,000,000	27/06/2019	Eur 12m+0.20%	Institutional
ES0440609198	EUR	26/07/2012	175,000,000	26/07/2020	Eur 6m+4.70%	Institutional
ES0440609115	EUR	07/06/2012	2,000,000,000	07/06/2022	Eur 6m +3.85%	Institutional
ES0413985039	EUR	27/04/2009	390,000,000	27/09/2022	Eur 12m+0.25%	Institutional
ES0440609321	EUR	16/12/2016	4,000,000,000	22/12/2022	Eur 6m+0.55%	Institutional
ES0440609123	EUR	07/06/2012	1,000,000,000	07/06/2023	Eur 6m +3.80%	Institutional
ES0440609354	EUR	11/10/2017	3,250,000,000	11/10/2023	Eur 6m +0.15%	Institutional
ES0440609131	EUR	07/06/2012	2,900,000,000	07/06/2024	Eur 6m +3.80%	Institutional
ES0440609149	EUR	07/06/2012	1,000,000,000	07/06/2025	Eur 6m +3.75%	Institutional
ES0440609370	EUR	19/10/2017	750,000,000	19/10/2025	Eur 6m +0.24%	Institutional
ES0440609156	EUR	19/06/2012	3,000,000,000	19/06/2026	Eur 6m +3.75%	Institutional
ES0440609362	EUR	11/10/2017	3,250,000,000	11/10/2026	Eur 6m +0.26%	Institutional
ES0440609164	EUR	03/07/2012	1,000,000,000	03/07/2027	Eur 6m+4%	Institutional
ES0440609172	EUR	17/07/2012	750,000,000	17/07/2027	Eur 6m+4.25%	Institutional
ES0413980022	EUR	02/08/2011	150,000,000	02/08/2027	Eur 3m+3.85%	Institutional
ES0440609180	EUR	17/07/2012	2,800,000,000	17/07/2028	Eur 6m+4.25%	Institutional
ES0413985047	EUR	10/07/2014	1,000,000,000	10/07/2024	Eur 12m+0.82%	Institutional

CaixaBank covered bond issuances

Registered – Covered Bonds

ISIN	Currency	Issue Date	Outstanding (€)	Maturity Date	Coupon	Investor Type
-----	EUR	01/10/2008	20,000,000	01/10/2048	5.320%	Institutional

Spanish Mortgages – Covered Bonds (non €)

ISIN	Currency	Issue Date	Outstanding	Maturity Date	Coupon	Investor Type
ES0440609388	USD	30/10/2017	711,200,000	30/10/2025	Libor 6m +0.59%	Institutional
XS0273475094	USD	01/11/2006	255,000,000	02/02/2037	Libor 3m +0.00%	Institutional

Spanish Public Sector – Covered Bonds

ISIN	Currency	Issue Date	Outstanding (€)	Maturity Date	Coupon	Investor Type
ES0440609230	EUR	07/06/2013	1,300,000,000	07/06/2018	3.000%	Institutional
ES0440609057	EUR	24/05/2012	500,000,000	24/05/2018	4.900%	Institutional
ES0440609065	EUR	24/05/2012	500,000,000	24/05/2019	5.200%	Institutional
ES0440609289	EUR	19/06/2015	1,500,000,000	19/06/2019	Eur 6m+0.20%	Institutional
ES0440609255	EUR	26/03/2014	1,500,000,000	26/03/2020	Eur 6m+0.95%	Institutional
ES0440609297	EUR	19/06/2015	1,500,000,000	19/06/2021	Eur 6m+0.25%	Institutional

CaixaBank covered bond issuances

Spanish Multi-Issuers – Public Covered Bonds

Código ISIN	Divisa	Fecha emisión	CaixaBank Contribution (€)	Total Issue Outstanding (€)	Maturity Date	Coupon	Investor Type
ES0312298039	EUR	20/02/2006	75,000,000	1,195,000,000	20/02/2018	Eur 3m+0.11934%	Institutional
ES0312298070	EUR	12/06/2006	110,000,000	2,230,000,000	12/06/2018	4.25%	Institutional
ES0371622038	EUR	23/10/2006	300,000,000	1,150,000,000	19/10/2018	4.00%	Institutional
ES0370148019	EUR	02/12/2003	461,322,580	2,100,000,000	02/12/2018	4.76%	Institutional
ES0312362017	EUR	16/11/2004	53,658,537	1,100,000,000	16/11/2019	4.26%	Institutional
ES0312358015	EUR	15/03/2005	228,958,334	1,500,000,000	15/03/2020	4.00%	Institutional
ES0347849004	EUR	13/06/2005	150,000,000	1,250,000,000	13/06/2020	3.51%	Institutional
ES0312298054	EUR	22/03/2006	300,000,000	1,500,000,000	22/03/2021	4.00%	Institutional
ES0347784003	EUR	29/03/2006	275,000,000	1,250,000,000	29/03/2021	4.01%	Institutional
ES0371622012	EUR	25/05/2006	100,000,000	2,310,000,000	10/04/2021	4.13%	Institutional
ES0349045007	EUR	16/02/2007	250,000,000	1,300,000,000	21/02/2022	4.51%	Institutional
ES0312298021	EUR	12/12/2005	167,222,224	1,400,000,000	12/12/2022	3.75%	Institutional
ES0312298096	EUR	23/10/2006	300,000,000	1,600,000,000	23/10/2023	4.25%	Institutional
ES0312342019	EUR	28/06/2005	128,205,128	2,000,000,000	28/06/2025	3.75%	Institutional
ES0371622046	EUR	28/03/2007	300,000,000	1,310,000,000	28/03/2027	4.25%	Institutional
ES0312298120	EUR	23/05/2007	250,000,000	1,545,000,000	23/05/2027	4.76%	Institutional
ES0371622020	EUR	10/04/2006	450,000,000	1,310,000,000	08/04/2031	4.25%	Institutional

