





The purpose of this presentation is purely informative. In particular, regarding the data provided by third parties, neither CaixaBank, S.A. ("CaixaBank") as a legal entity, nor any of its administrators, directors or employees, is obliged, either explicitly or implicitly, to vouch that these contents are exact, accurate, comprehensive or complete, nor to keep them updated, nor to correct them in the case that any deficiency, error or omission were to be detected. Moreover, in reproducing these contents in any medium, CaixaBank may introduce any changes it deems suitable, may omit partially or completely any of the elements of this document, and in the case of any deviation between such a version and this one, assumes no liability for any discrepancy.

This document has at no time been submitted to the Comisión Nacional del Mercado de Valores (CNMV – the Spanish Stock Markets regulatory body) for approval or scrutiny. In all cases its contents are regulated by the Spanish law applicable at time of writing, and it is not addressed to any person or legal entity located in any other jurisdiction. For this reason it may not necessarily comply with the prevailing norms or legal requisites as required in other jurisdictions.

This presentation on no account should be construed as a service of financial analysis or advice, nor does it aim to offer any kind of financial product or service. In particular, it is expressly remarked here that no information herein contained should be taken as a guarantee of future performance or results.

Without prejudice to legal requirements, or to any limitations imposed by CaixaBank that may be applicable, permission is hereby expressly refused for any type of use or exploitation of the contents of this presentation, and for any use of the signs, trademarks and logotypes which it contains. This prohibition extends to any kind of reproduction, distribution, transmission to third parties, public communication or conversion into any other medium, for commercial purposes, without the previous express permission of CaixaBank and/or other respective proprietary title holders. Any failure to observe this restriction may constitute a legal infraction which may be sanctioned by the prevailing laws in such cases.

I.

Covered Bonds Programme



II. Mortgage Covered Bonds Programme

III. Public Sector Covered Bonds Programme

Appendix

Covered Bonds Programmes

EXECUTIVE SUMMARY

- Royal Decree-Law 24/2021 came into force on the 8th of July 2022 which adopts the European Union's (EU) new covered bond framework (Directive 2019/2162)
 - New Cédulas regulation was applied to all **outstanding covered bonds** (€69Bn *Cédulas Hipotecarias* and €6.5Bn *Cédulas Territoriales*)⁽¹⁾ and to the new production going forward
- Bank of Spain (BdE), approved CaixaBank's *Cédulas Hipotecarias* and *Cédulas Territoriales* Programmes on the 4th of July 2022^{(2) (3)}:
 - Independent Covered Pool Monitor: Deloitte Advisory, S.L
 - Segregated and bankruptcy remote covered pools, ringfenced from other assets of the Bank
 - Liquidity buffer composed of HQLAs covering the maximum net cumulative outflows from the covered bond Programmes over a 180 day horizon on a rolling basis
 - All Covered Bonds under CaixaBank Programmes are labelled as "*European Covered Bond (Premium)*" by BdE for their strengthened transparency, supervision and credit quality
- High credit quality mortgage covered pool; 91.6% Residential assets (88.0%⁽⁴⁾ primary residence) with a low average LTV 46.6%
- Sound overcollateralization levels (184%)⁽⁵⁾, well above legally required ratio (105%)
- Well diversified portfolio concentrated in urban areas with low underpayment rates

(1) Outstanding mortgage and public sector covered bonds respectively, as of 8th July 2022

(2) BdE 2100-202207-1-01 Céd. Hipotecarias and 2100-202207-2-01 Céd. Territoriales

(3) On the 8th of July 2022 RDL 24/2021 entry into force. All CABK's eligible assets were transferred to the new covered pools, thus OC levels remained similar to those over the eligible portfolio prior RDL

(4) Primary residence loans in % of residential sub-pool

(5) OC for the Mortgage Programme (Céd. Hipotecarias) as of 31st March 2024, including mortgage assets and liquidity buffer

Covered bonds Programmes main figures



MORTGAGE COVERED BOND PROGRAMME

Mortgage cover pool

Cover Pool Size (€M)	102,307
Residential Assets	93,683 91.6%
Commercial Assets	8,624 8.4%
Liquidity Buffer (HQLAs)	0 0.0%
Number of loans	1,502,965
Average loan Balance (€)	68,070
WA Seasoning (years)	9.23 yrs
WA Remaining Term (years)	16.9 yrs
WA LTV	46.3%

Mortgage covered bonds

Outstanding nominal (€M)	55,741
OC (total) ⁽¹⁾	184%
Average Maturity (years)	4 yrs

Ratings

Moody's	Aa1
DBRS	AAA
S&P	AA+



PUBLIC SECTOR COVERED BOND PROGRAMME

Public sector cover pool

Cover Pool Size (€M)	8,220
Public Sector loans	8,220
Liquidity Buffer	0
Number of loans	1,838
Average loan Balance (€)	4,472,339
WA Remaining Term (years)	5.3 yrs

Public sector covered bonds

Outstanding nominal (€M)	4,500
OC (total) ⁽¹⁾	183%
Average Maturity (years)	2 yrs

Ratings

Moody's	Aa1
---------	------------

ISSUING CAPACITY⁽²⁾

€41.7 Bn
Mortgage CB



€45.0Bn

€3.3 Bn
Public Sector CB



Data as of 31 March 2024.

(1) OC including liquidity buffer.

(2) Issuing Capacity = 1/105% of Collateral Available for C. Hipotecarias and C. Territoriales (ex. liquidity buffer).

I. Covered Bonds Programmes

II.

Mortgage Covered Bonds Programme




III. Public Sector Covered Bonds Programme

Appendix

High quality collateral and strong overcollateralization

Always aiming at the best market standards




MORTGAGE COVERED BOND RATINGS

MOODY'S
Aa1

DBRS
AAA

S&P Global
Ratings
AA+

Best treatment with regards to LCR and risk-weighting purposes



LOW RISK PROFILE


91.6%
for residential purposes



87.2%
With LTV < 70%

88.0%
Primary residence

Prudently managed mortgage portfolio



SOLID OC LEVELS

Total OC: 184%⁽¹⁾

- €38.3Bn retained mortgage covered bonds
- well above legally required ratio (105%)

Flexibility to optimise our collateral

BANCO DE ESPAÑA

EUROPEAN COVERED BOND (PREMIUM)

Since RD-Law 24/2021 came into force 8th July 2022

COVERED BOND LABEL COMPLIANT

Since 1st January 2013

TRANSPARENCY

Complete quarterly information available in our website

<https://www.caixabank.com/en/shareholders-investors/fixed-income-investors/covered-pool-information.html>



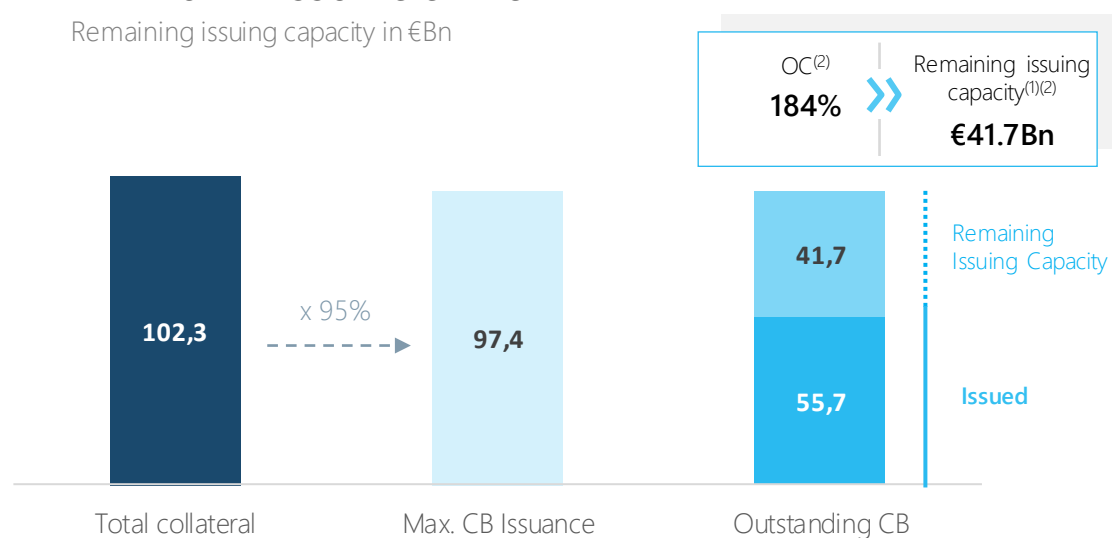
(1) On the 8th of July 2022 RDL 24/2021 entry into force. All CABK's eligible assets were transferred to the new covered pools, thus OC levels remained similar to those over the eligible portfolio prior RDL



Additional issuing capacity and manageable maturity profile

ADDITIONAL ISSUING CAPACITY

Remaining issuing capacity in €Bn



Mortgages

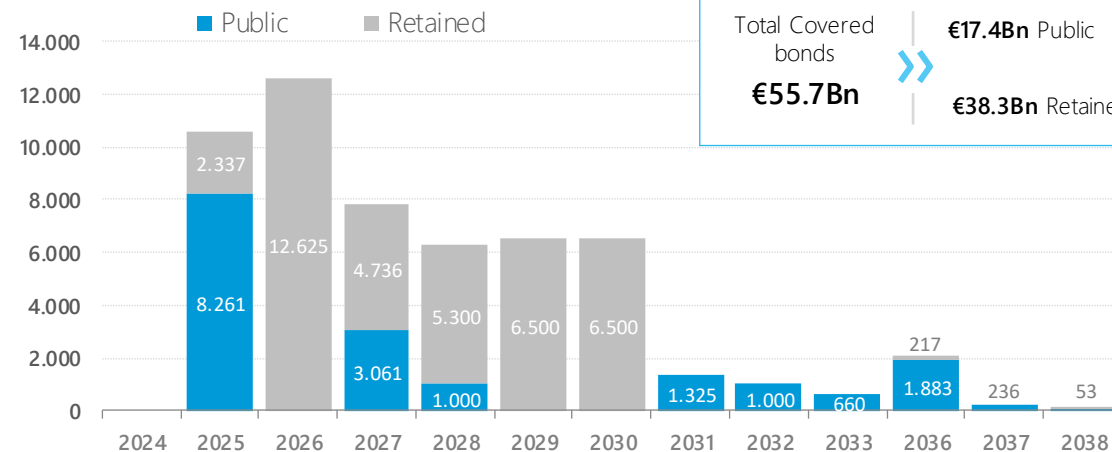
Cover Pool Size (€M)	102,307
Total collateral for Covered Bonds (€M)	102,307

Mortgages CB

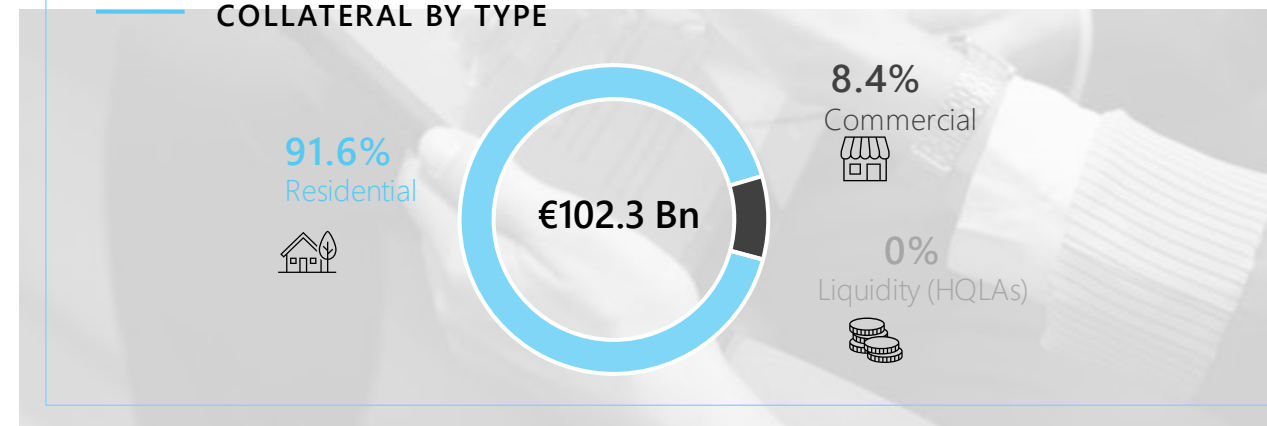
Used Collateral (€M)	58,528
Covered Bond Issued Amount (€M)	55,741
Over Collateralization ⁽²⁾	184%
Issuance Capacity (€M)	41,694

MATURITY PROFILE

In €M



COLLATERAL BY TYPE

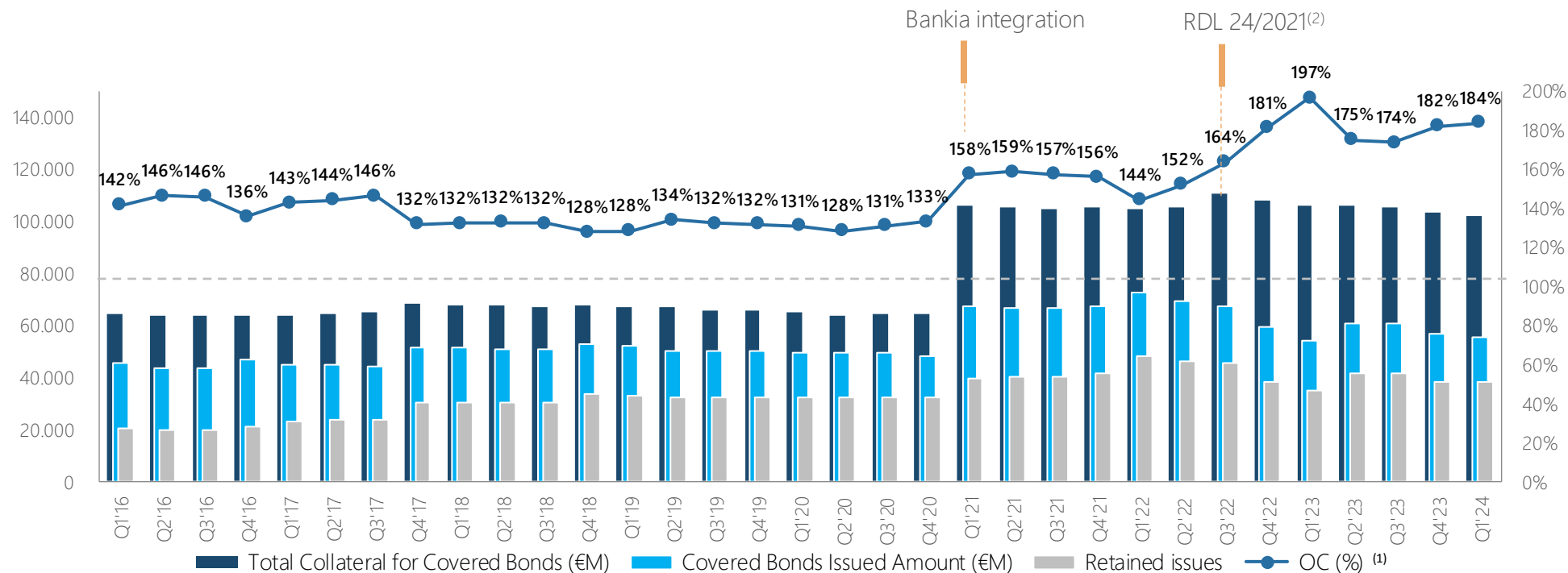


(1) Issuing Capacity = 1/105% of Collateral Available for C. Hipotecarias

(2) OC including liquidity buffer

Stable OC levels

OC EVOLUTION⁽¹⁾



- Active and prudent collateral management with focus on adding value to investors
- OC comfortably above the legally required ratio (105%)

» **TOTAL OC: 184%**

(1) For comparability purposes OC (%) levels prior New Covered Bond Directive implementation which took place in Q3'22 are calculated over the eligible mortgage portfolio. For the purposes of determining the OC level, the nominal amount of n the Liquidity Buffer are considered

(2) On the 8th of July 2022 RDL 24/2021 entry into force. All CABK's eligible assets were transferred to the new covered pools, thus OC levels remained similar to those over the eligible portfolio prior RDL



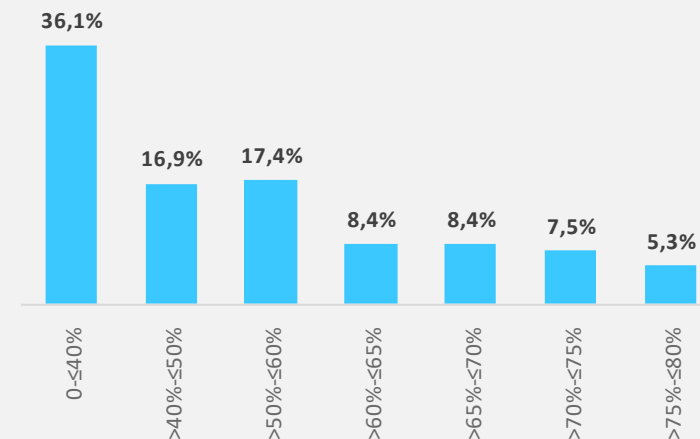
CaixaBank mortgage covered bond programme – Residential assets

COVER POOL DESCRIPTION – MAIN FIGURES

Total Mortgage Loans (€K)	93,682.87
Number of loans	1,433,281
Average Loan balance (€)	65,363
Number of Borrowers	1,343,404
WA Seasoning in months	112 9.3 yrs
WA Remaining term in months	211 17.6 yrs
WA LTV Current ⁽¹⁾ (%)	47.2%
First Rank	99.98%
Floating Rate loan Interest Rate type	57.3%
WA Interest Rate (Floating Rate loans)	4.5%
WA Interest Rate (Fixed Rate loans)	2.2%

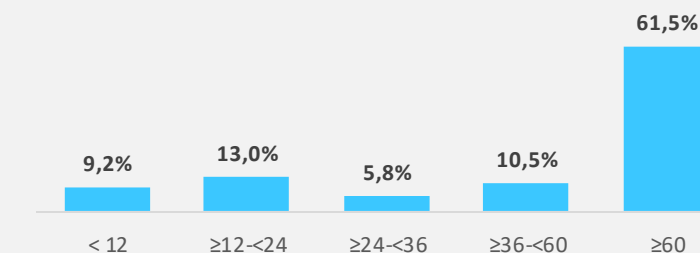
LOAN BALANCE BY LTV

Unindexed LTV ranges distributions	Total Loan Balance €K	%
0-≤40%	33,863,893	36.1%
>40%-≤50%	15,809,064	16.9%
>50%-≤60%	16,265,677	17.4%
>60%-≤65%	7,860,088	8.4%
>65%-≤70%	7,868,566	8.4%
>70%-≤75%	7,028,866	7.5%
>75%-≤80%	4,986,720	5.3%
Total	93,682,874	



SEASONING

Seasoning (months)	€K	%
< 12	8,614,198	9.2%
≥12-<24	12,135,462	13.0%
≥24-<36	5,474,151	5.8%
≥36-<60	9,836,834	10.5%
≥60	57,622,229	61.5%
Total	93,682,874	



(1) Current Loan to Value (Original/Last complete Valuation)

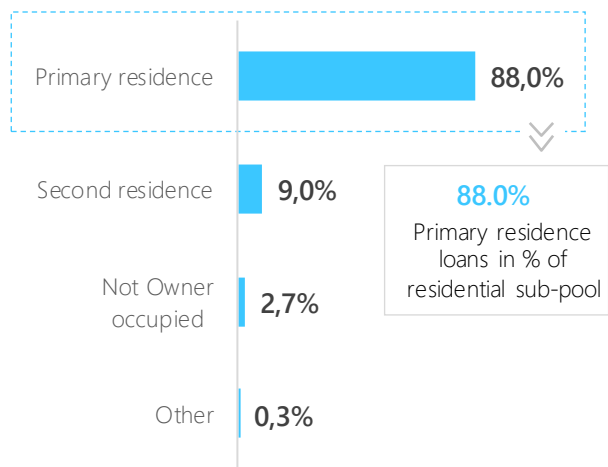


CaixaBank mortgage covered bond programme – Residential assets

SPECIFIC LOAN AND BORROWER CHARACTERISTICS

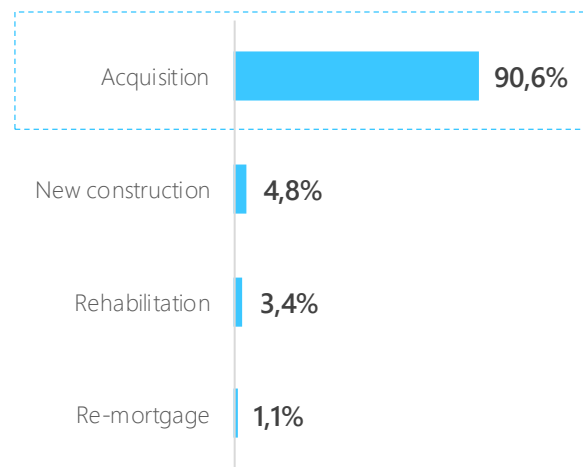
PROPERTY TYPE

	€K	%
Primary residence	82,477,980	88.0%
Second residence	8,440,088	9.0%
Not Owner occupied	2,482,188	2.7%
Other	282,618	0.3%
Total	93,682,874	



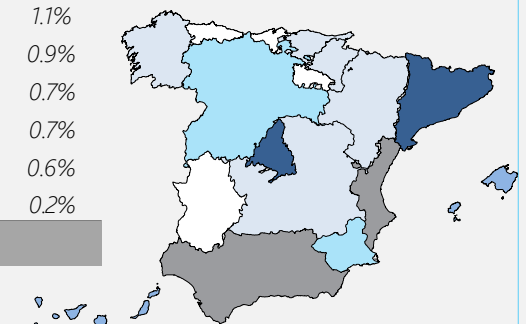
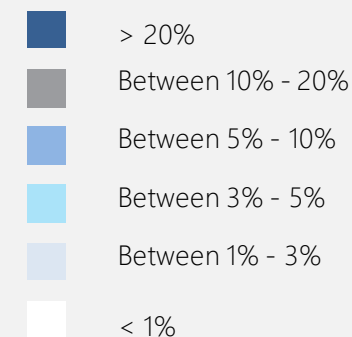
LOAN PURPOSE

	€K	%
Acquisition	84,869,089	90.6%
New construction	4,541,967	4.8%
Rehabilitation	3,230,114	3.4%
Re-mortgage	1,041,704	1.1%
Total	93,682,874	



GEOGRAPHICAL DISTRIBUTION

	€K	%
Catalonia	21,915,542	23.4%
Madrid	19,417,378	20.7%
Andalusia	13,565,830	14.5%
Valencia	10,125,043	10.8%
Balearic Islands	5,078,579	5.4%
Canary Islands	4,681,565	5.0%
Murcia	3,284,826	3.5%
Castile León	2,923,355	3.1%
Castile La Mancha	2,558,577	2.7%
Basque Country	2,503,836	2.7%
Galicia	1,841,082	2.0%
Navarra	1,833,527	2.0%
Aragon	1,035,368	1.1%
Cantabria	850,184	0.9%
Extremadura	676,453	0.7%
Asturias	620,523	0.7%
La Rioja	560,702	0.6%
Others Spain	210,505	0.2%
Total	93,682,874	





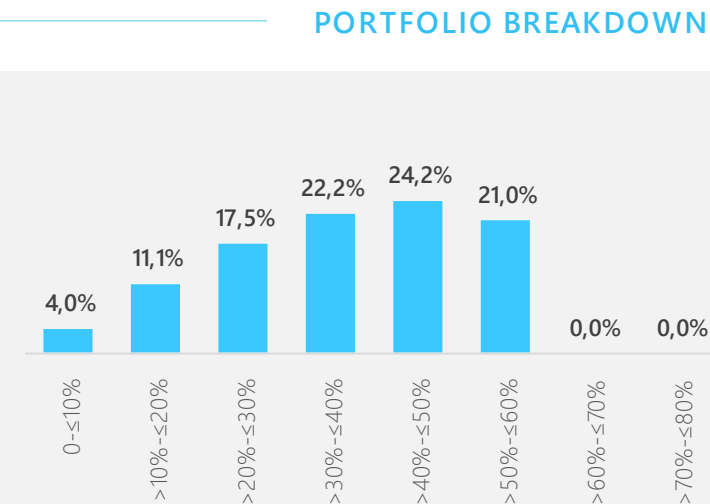
CaixaBank mortgage covered bond programme – Commercial assets

COVER POOL DESCRIPTION – MAIN FIGURES

Total Mortgage Loans (€K)	8,623,701	
Number of loans	69,684	
Average Loan balance (€)	123,754	
Number of Borrowers	50,809	
Number of properties	92,803	
WA Seasoning in months	98	8.2 yrs
WA Remaining term in months	117	9.7 yrs
WA LTV Current ⁽¹⁾ (%)	36.7%	
Floating Rate loan Interest Rate type	71.0%	
WA Interest Rate (Floating Rate loans)	5.4%	
WA Interest Rate (Fixed Rate loans)	2.4%	

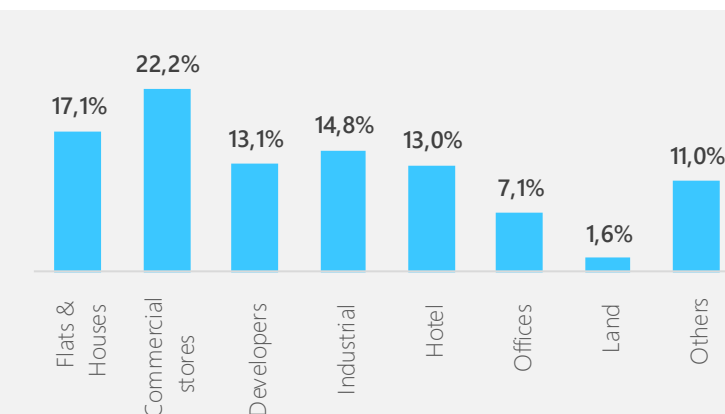
LOAN BALANCE BY LTV

Unindexed LTV ranges distributions	Total Loan Balance €K	
0-≤10%	342,471	4.0%
>10%-≤20%	961,083	11.1%
>20%-≤30%	1,506,734	17.5%
>30%-≤40%	1,916,637	22.2%
>40%-≤50%	2,083,683	24.2%
>50%-≤60%	1,813,094	21.0%
>60%-≤70%		
>70%-≤80%		
Total	8,623,701	



PROPERTY TYPE

Property type	€K	
Flats & Houses	1,478,282	17.1%
Commercial stores	1,915,080	22.2%
Developers	1,131,435	13.1%
Industrial	1,274,379	14.8%
Hotel	1,124,866	13.0%
Offices	608,559	7.1%
Land	141,148	1.6%
Others	949,952	11.0%
Total	8,623,701	



(1) Current Loan to Value (Original/Last complete Valuation)

Data as of 31 March 2024.

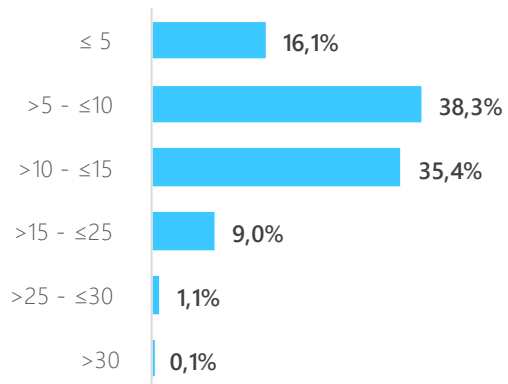


CaixaBank mortgage covered bond programme – Commercial assets

PORTFOLIO BREAKDOWN

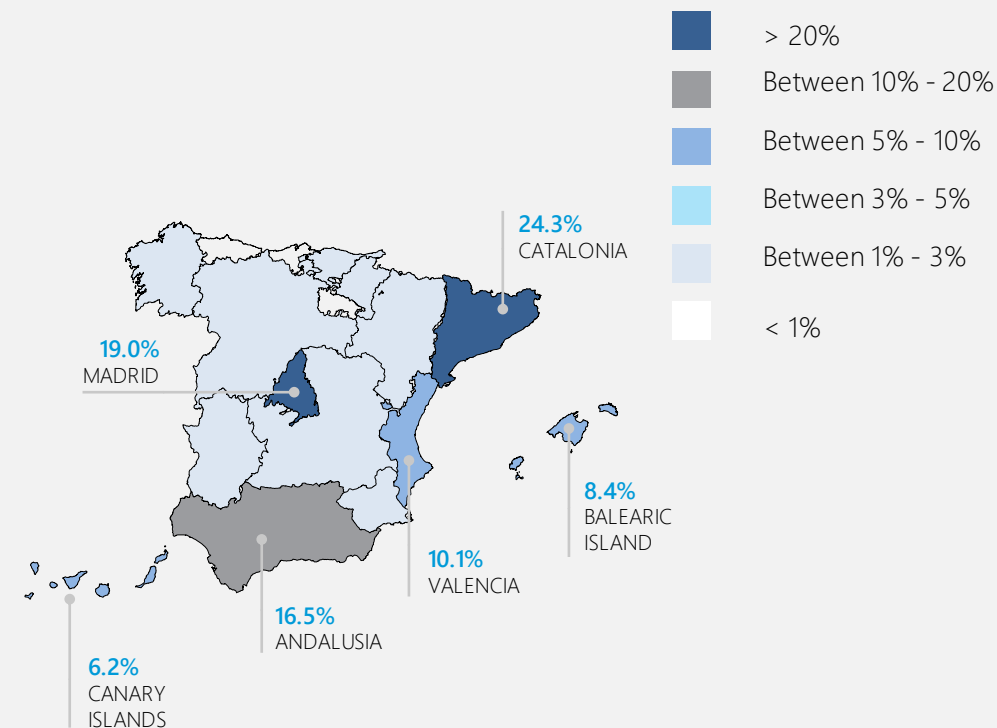
LOAN MATURITY

years	€K	%
≤ 5	1,391,213	16.1%
>5 - ≤10	3,305,425	38.3%
>10 - ≤15	3,054,190	35.4%
>15 - ≤25	775,828	9.0%
>25 - ≤30	91,373	1.1%
>30	5,671	0.1%
Total	8,623,701	



GEOGRAPHICAL DISTRIBUTION

	€K	%
Catalonia	2,099,659	24.3%
Madrid	1,637,903	19.0%
Andalucia	1,423,748	16.5%
Valencia	874,586	10.1%
Balearic Islands	725,478	8.4%
Canary Islands	535,192	6.2%
Castile León	228,517	2.6%
Murcia	198,437	2.3%
Castile La Mancha	178,551	2.1%
Basque Country	150,335	1.7%
Navarra	121,541	1.4%
Aragon	108,078	1.3%
Galicia	104,461	1.2%
Extremadura	101,406	1.2%
Asturias	46,886	0.5%
Cantabria	39,303	0.5%
La Rioja	38,090	0.4%
Others Spain	11,533	0.1%
Total	8,623,701	



- I. Covered Bonds Programme
- II. Mortgage Covered Bonds Programme



Public Sector Covered Bonds Programme

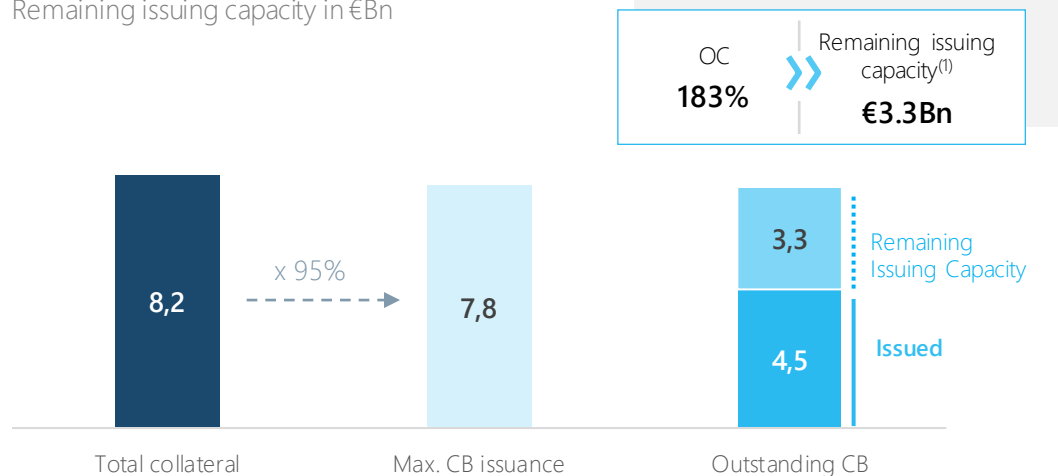




CaixaBank public sector covered bond programme

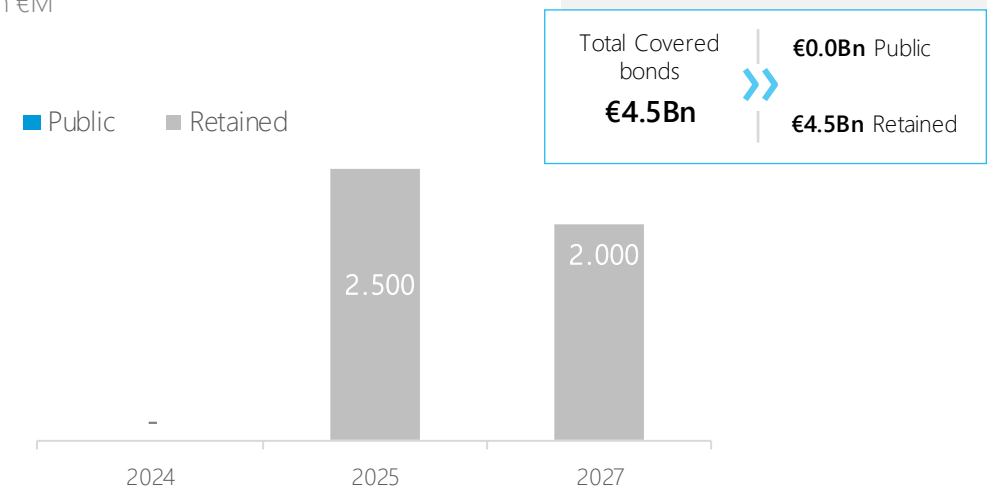
REMAINING ISSUING CAPACITY

Remaining issuing capacity in €Bn



MATURITY PROFILE

In €M



Public Sector

Total collateral for Public Sector CB (€M) 8,220

Public Sector CB

Used Collateral (€M) 4,725

Covered Bond Issued Amount (€M) 4,500

Over Collateralization 183%

Available Collateral (€M) 3,495



(1) Issuing Capacity = 1/105% of Collateral Available for C. Territoriales

High quality and low risk cover pool

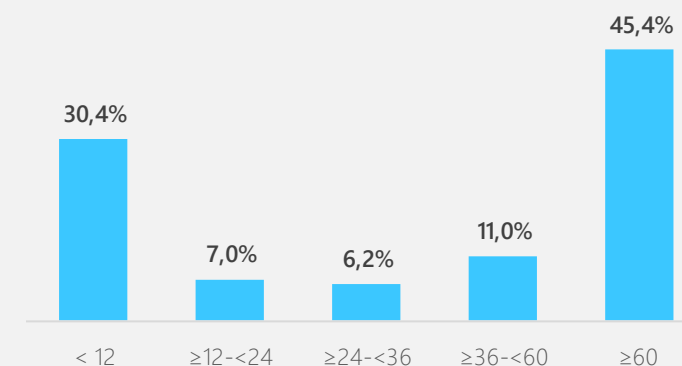
COVER POOL DESCRIPTION – MAIN FIGURES

Total Mortgage Loans (€K)	8,220,159	
Number of loans	1,838	
Average Loan balance (€)	4,472,339	
Number of Borrowers	871	
Average exposure to borrowers (€)	8,437,611	
WA Remaining term in months	64	5.3 yrs
Avg LTV (%)	18%	
Floating Rate loan Interest Rate type	69.8%	
WA Interest Rate (Floating Rate loans)	4.7%	
WA Interest Rate (Fixed Rate loans)	2.1%	

PORTFOLIO BREAKDOWN

LOAN MATURITY

Loan maturity (months)	Total Loan Balance €k	%
< 12	2,500,815	30.4%
≥12-<24	575,280	7.0%
≥24-<36	510,503	6.2%
≥36-<60	901,584	11.0%
≥60	3,731,977	45.4%
Total	8,220,159	



LOANS IN ARREARS

Loans in arrears	%
<2m	0.00%
≤2m - <6m	0.03%
≥ 6m	0.02%

Appendix

CaixaBank covered bond issuances (I/III)

SPANISH MORTGAGES – PUBLIC DEALS COVERED BONDS

ISIN	Currency	Issue Date	Outstanding (€)	Maturity Date	Coupon	Investor Type
ES0414950628	EUR	03/02/2005	2,000,000,000	03/02/2025	4.000%	Institutional
ES0414970204	EUR	17/02/2005	2,500,000,000	17/02/2025	3.88%	Institutional
ES0440609271	EUR	27/03/2015	1,000,000,000	27/03/2025	0.625%	Institutional
ES0413307093	EUR	25/03/2015	1,285,500,000	25/09/2025	1.000%	Institutional
ES0440609339	EUR	11/01/2017	1,600,000,000	11/01/2027	1.25%	Institutional
ES0413307168	EUR	22/11/2019	160,000,000	22/11/2027	0.150%	Institutional
ES0440609396	EUR	17/01/2018	1,000,000,000	17/01/2028	1.000%	Institutional
ES0440609347	EUR	14/07/2017	1,000,000,000	14/07/2032	1.625%	Institutional
ES0440609404	EUR	23/11/2018	660,000,000	23/11/2033	1.640%	Institutional
ES0414950644	EUR	24/03/2006	2,100,000,000	24/03/2036	4.125%	Institutional
ES0414970451	EUR	13/06/2008	100,000,000	13/06/2038	5.432%	Institutional

CaixaBank covered bond issuances (II/III)

SPANISH MORTGAGES – RETAINED DEALS COVERED BONDS

ISIN	Currency	Issue Date	Outstanding (€)	Maturity Date	Coupon	Investor Type
ES0440609149	EUR	07/06/2012	1,000,000,000	07/06/2025	Eur 6m+3.75%	Institutional
ES0440609370	EUR	19/10/2017	750,000,000	19/10/2025	Eur 6m+0.24%	Institutional
ES0440609156	EUR	19/06/2012	3,000,000,000	19/06/2026	Eur 6m+3.75%	Institutional
ES0440609362	EUR	11/10/2017	3,250,000,000	11/10/2026	Eur 6m+0.26%	Institutional
ES0440609446	EUR	30/11/2021	6,000,000,000	30/11/2026	Eur 6m+0.10%	Institutional
ES0413307135	EUR	01/06/2018	75,000,000	01/06/2026	Eur 6m +0.18%	Institutional
ES0413307143	EUR	09/10/2018	300,000,000	09/10/2026	Eur 6m +0.28%	Institutional
ES0413307150	EUR	25/01/2019	475,000,000	25/01/2027	Eur 6m +0.5%	Institutional
ES0413307077	EUR	26/05/2014	2,500,000,000	26/05/2027	Eur 1m +1.4%	Institutional
ES0440609164	EUR	03/07/2012	1,000,000,000	03/07/2027	Eur 6m+4%	Institutional
ES0440609172	EUR	17/07/2012	750,000,000	17/07/2027	Eur 6m+4.25%	Institutional
ES0413980022	EUR	02/08/2011	150,000,000	02/08/2027	Eur 3m+3.85%	Institutional
ES0413307085	EUR	26/05/2014	2,500,000,000	26/05/2028	Eur 1m +1.4%	Institutional
ES0440609180	EUR	17/07/2012	2,800,000,000	17/07/2028	Eur 6m+4.25%	Institutional
ES0440609453	EUR	16/03/2022	6,500,000,000	16/03/2029	Eur 6m+0.18%	Institutional
ES0440609479	EUR	29/05/2023	6,500,000,000	29/09/2030	Eur 6m+0.53%	Institutional

CaixaBank covered bond issuances (III/III)

SPANISH MORTGAGES – COVERED BONDS (NON €)

ISIN	Currency	Issue Date	Outstanding	Maturity Date	Coupon	Investor Type
ES0440609388	USD	30/10/2017	711,200,000	30/10/2025	Libor 6m +0.59%	Institutional
XS0273475094	USD	01/11/2006	255,000,000	02/02/2037	Libor 3m +0.00%	Institutional

SPANISH PUBLIC SECTOR – COVERED BONDS

ISIN	Currency	Issue Date	Outstanding (€)	Maturity Date	Coupon	Investor Type
ES0440609438	EUR	22/06/2021	2,500,000,000	22/06/2025	Eur 6m+0.25%	Institutional
ES0440609461	EUR	16/03/2022	2,000,000,000	16/03/2027	Eur 6m + 0.17%	Institutional

SPANISH MULTI-ISSUERS – PUBLIC COVERED BONDS

ISIN	Currency	Issue Date	CABK Contribution (€)	Outstanding (€)	Maturity Date	Coupon	Investor Type
ES0317046003	EUR	18/05/2005	900,000,000	3,000,000,000	21/05/2025	3.88%	Institutional
ES0312342019	EUR	28/06/2005	505,128,206	2,000,000,000	28/06/2025	3.75%	Institutional
ES0371622046	EUR	28/03/2007	600,000,000	1,310,000,000	28/03/2027	4.25%	Institutional
ES0312298120	EUR	23/05/2007	680,000,000	1,545,000,000	23/05/2027	4.75%	Institutional
ES0371622020	EUR	10/04/2006	1,325,000,000	1,310,000,000	08/04/2031	4.25%	Institutional



Member of
**Dow Jones
Sustainability Indices**
Powered by the S&P Global CSA

